

Applications & Specifications

INGA

**POWERSPORTS
BATTERY**



x

TABLE OF CONTENTS

BATTERY CROSS REFERENCE CHART	2
TERMINAL TYPES	2
BATTERY SPECIFICATIONS	3-12
Conventional Standard Battery.....	3-5
Conventional Heavy Duty Battery.....	5-7
Conventional Heavy Duty Low Maintenance Battery.....	7
Maintenance Free Battery.....	8-9
Sealed Factory Activated, Maintenance Free Battery.....	9
Sealed Factory Activated Battery Converted to Maintenance Free Battery With Acid Pack.....	10
V-Twin Battery.....	10
Dry Charged Batteries for Foreign/Domestic Equipment & Cars.....	11-12
BATTERY APPLICATIONS	13-28
Motorcycle.....	13-22
Snowmobile.....	23-24
Utility Vehicle.....	24
Scooter.....	25
Personal Watercraft.....	26
ATV.....	27-28

x

x

BATTERY UPGRADE CROSS REFERENCE CHART

FACTORY ACTIVATED & SEALED VRLA	HIGH PERFORMANCE MAINTENANCE-FREE AGM	MAINTENANCE-FREE AGM	HIGH PERFORMANCE (CB & LM SERIES)	CONVENTIONAL
-	-	-	6CB11-2D	6N11-2D
CT4L-BS(FA)	CTX4L-BS	CT4L-BS	CB4L-B	-
CT5L-BS(FA)	CTX5L-BS	CT5L-BS	-	-
-	-	-	CB5L-B	12N5-3B
-	-	-	CB7-A	12N7-4A
-	-	-	CB7L-B	12N7-3B
-	-	-	CB9-B	12N9-4B-1
-	-	-	CB9L-B	12N9-3B
-	-	-	CB9L-A2	12N9-3A-1
-	-	-	CB10L-A2	12N10-3A-2
-	-	-	CB10L-B	12N10-3B/-1
-	-	-	CB12A-A	12N12A-4A-1
CTX14H-BS*(FA)	CTX14H-BS*	CTX14-BS	-	-
CTX14AH-BS(FA)	CTX14AH-BS	-	CB14-A2, CB14-B2	-
CTX14AH-BS(FA) (10mm spacer provided)	CTX14AH-BS (10mm spacer provided)	-	CB14A-A1, CB14A-A2	-
CTX14AHL-BS(FA)	CTX14AHL-BS	-	CB14L-A1/A2	12N14-3A
CTX14AHL-BS(FA)	CTX14AHL-BS	-	CB14L-B2	12N14-3B
CTX19-BS(FA)	-	CTX19-BS	CB16-B, CB16-B-LM	12N16-4B
CTX19L-BS(FA)	-	CTX19L-BS	CB16L-B, CB16HL-A-LM	12N16-3B, 12N16-3A
CTX16CL-B-BS(FA)	CTX16CL-B-BS	-	CB16CL-B	-
CTX20H-BS(FA)	CTX20H-BS	CTX20-BS	CB18-A	-
CTX20HL-BS(FA)	CTX20HL-BS	CTX20L-BS	CB18L-A	12N18-3A
CTX20CH-BS(FA)	CTX20CH-BS	CTX16-BS	-	-
CTX24HL-BS(FA)	CTX24HL-BS	-	C50-N18L-A, C50-N18L-A-LM	-
CTX24HL-BS(FA)	CTX24HL-BS	-	SC50-N18L-AT	-
CTX24HL-BS(FA)	CTX24HL-BS	CTX18L-BS	C50-N18L-AT, C50-N18L-A1/A2/A3	-
CTX30L	-	-	CB30L-B	-
CTX30L	-	-	C60-N30L-A (53030)	-

TERMINAL TYPES

FRONT



TOP



SIDE



A B C D E F G H I J K L

CONVENTIONAL STANDARD BATTERY

x

TYPE	VOLTAGE (V)	CAPACITY AT 10HR (Ah)	MAX OVERALL DIMENSIONS (mm)			MAX OVERALL DIMENSIONS (inches)			ASSEMBLY FIGURE	TERMINAL TYPE (refer to page 1)	APPROX. WEIGHT WITH ACID	
			L	W	H	L	W	H			kg	lbs
6N2-2A	6	2	70	47	96	2.76	1.85	3.78		/	0.6	1.32
6N2-2A-1	6	2	70	47	96	2.76	1.85	3.78		/	0.6	1.32
6N2-2A-2	6	2	70	47	96	2.76	1.85	3.78		/	0.6	1.32
6N2-2A-3	6	2	70	47	96	2.76	1.85	3.78		/	0.6	1.32
6N2-2A-4	6	2	70	47	96	2.76	1.85	3.78		/	0.6	1.32
6N2-2A-5	6	2	70	47	96	2.76	1.85	3.78		/	0.6	1.32
6N2-2A-6	6	2	70	47	96	2.76	1.85	3.78		/	0.6	1.32
6N2-2A-7	6	2	70	47	96	2.76	1.85	3.78		/	0.6	1.32
6N2-2A-8	6	2	70	47	96	2.76	1.85	3.78		/	0.6	1.32
6N2-2D	6	2	70	47	96	2.76	1.85	3.78		/	0.6	1.32
6N2A-2C	6	2	70	47	106	2.76	1.85	4.17		/	0.6	1.32
6N2A-2C-1	6	2	70	47	106	2.76	1.85	4.17		/	0.6	1.32
6N2A-2C-2	6	2	70	47	106	2.76	1.85	4.17		/	0.6	1.32
6N2A-2C-3	6	2	70	47	106	2.76	1.85	4.17		/	0.6	1.32
6N4-2A	6	4	71	71	96	2.80	2.80	3.78		/	0.9	1.98
6N4-2A-2	6	4	71	71	96	2.80	2.80	3.78		/	0.9	1.98
6N4-2A-3	6	4	71	71	96	2.80	2.80	3.78		/	0.9	1.98
6N4-2A-4	6	4	71	71	96	2.80	2.80	3.78		/	0.9	1.98
6N4-2A-5	6	4	71	71	96	2.80	2.80	3.78		/	0.9	1.98
6N4-2A-6	6	4	71	71	96	2.80	2.80	3.78		/	0.9	1.98
6N4-2A-7	6	4	71	71	96	2.80	2.80	3.78		/	0.9	1.98
6N4-2A-8	6	4	71	71	96	2.80	2.80	3.78		/	0.9	1.98
6N4A-4D	6	4	61	57	131	2.40	2.24	5.16		/	1.0	2.2
6N4A-4D-1	6	4	61	57	131	2.40	2.24	5.16		/	1.0	2.2
6N4B-2A	6	4	102	48	96	4.02	1.89	3.78		/	1.0	2.2
6N4B-2A-1	6	4	102	48	96	4.02	1.89	3.78		/	1.0	2.2
6N4B-2A-2	6	4	102	48	96	4.02	1.89	3.78		/	1.0	2.2
6N4B-2A-3	6	4	102	48	96	4.02	1.89	3.78		/	1.0	2.2
6N4B-2A-4	6	4	102	48	96	4.02	1.89	3.78		/	1.0	2.2
6N4B-2A-5	6	4	102	48	96	4.02	1.89	3.78		/	1.0	2.2
6N4C-1B	6	4	71	71	105	2.80	2.80	4.13		/	1.0	2.2
6N4.5-1D	6	4.5	125	50	106	4.92	1.97	4.17		B	1.05	2.31
6N5.5-3D	6	5.5	90	70	100	3.54	2.76	3.94		/	1.1	2.42
6N5.5-1D	6	5.5	90	70	100	3.54	2.76	3.94		/	1.1	2.42
6N5.5-1D-1	6	5.5	90	70	100	3.54	2.76	3.94		/	1.1	2.42
6N6-1B	6	6	99	57	111	3.90	2.24	4.37		/	1.3	2.86
6N6-1B-1	6	6	99	57	111	3.90	2.24	4.37		/	1.3	2.86
6N6-3B	6	6	99	57	111	3.90	2.24	4.37		B	1.3	2.86
6N6-3B-1	6	6	99	57	111	3.90	2.24	4.37		B	1.3	2.86
6N6-1D	6	6	99	57	111	3.90	2.24	4.37		/	1.3	2.86
6N6-1D-2	6	6	99	57	111	3.90	2.24	4.37		/	1.3	2.86
6N6-1C	6	6	99	57	111	3.90	2.24	4.37		/	1.3	2.86
B39-6(6N7-1)	6	7	126	48	126	4.96	1.89	4.96		B	1.6	3.52


































x

x




CONVENTIONAL STANDARD BATTERY

TYPE	VOLTAGE (V)	CAPACITY AT 10HR (Ah)	MAX OVERALL DIMENSIONS (mm)			MAX OVERALL DIMENSIONS (inches)			ASSEMBLY FIGURE	TERMINAL TYPE (refer to page 1)	APPROX. WEIGHT WITH ACID	
			L	W	H	L	W	H			kg	lbs
B49-6	6	8-10	91	83	161	3.58	3.27	6.34		B	2.1	4.62
6N11-2D	6	11	150	70	100	5.91	2.76	3.94		B	2.1	4.62
6N11A-1B	6	11	122	62	131	4.80	2.44	5.16		B	2.1	4.62
6N11A-3	6	11	122	62	131	4.80	2.44	5.16		B	2.1	4.62
6N11A-4	6	11	122	62	131	4.80	2.44	5.16		B	2.1	4.62
6N11A-3A	6	11	122	62	131	4.80	2.44	5.16		B	2.1	4.62
6N11A-3B	6	11	122	62	131	4.80	2.44	5.16		B	2.1	4.62
6N11A-4A	6	11	122	62	131	4.80	2.44	5.16		B	2.1	4.62
6N12A-2C(B54-6)	6	12	156	57	116	6.14	2.24	4.57		B	2.3	5.06
6N12A-2D(B54-6A)	6	12	156	57	116	6.14	2.24	4.57		B	2.3	5.06
6N12-1B	6	12	104	75	140	4.09	2.95	5.51		B	2.3	5.06
B38-6A	6	13	119	83	161	4.69	3.27	6.34		B	2.8	6.16
6YB8-3B(6YB8L-B)	6	8	120	70	95	4.72	2.76	3.74		B	1.5	3.3
6YB11-2D	6	11	150	70	100	5.91	2.76	3.94		B	2.3	5.06
12N3-3A	12	3	98	56	110	3.86	2.20	4.33		B	1.3	2.86
12N3-3B	12	3	98	56	110	3.86	2.20	4.33		B	1.3	2.86
12N3A-3D(12N3-3D)	12	3	113	70	85	4.45	2.76	3.35		D	1.5	3.3
12N4-3B	12	4	120	70	92	4.72	2.76	3.62		A	1.5	3.3
12N5-3A	12	5	120	60	130	4.72	2.36	5.12		B	2.0	4.4
12N5-3B	12	5	120	60	130	4.72	2.36	5.12		B	2.0	4.4
12N5-3B-2	12	5	120	60	130	4.72	2.36	5.12		B	2.0	4.4
12N5-4B	12	5.5	135	60	130	5.31	2.36	5.12		B	2.4	5.28
12N5.5-3B	12	5.5	135	60	130	5.31	2.36	5.12		F	2.4	5.28
12N5.5-4A	12	5.5	135	60	130	5.31	2.36	5.12		B	2.4	5.28
12N5.5-4A-1	12	5.5	135	60	130	5.31	2.36	5.12		B	2.4	5.28
12N5.5-4B	12	5.5	103	90	114	4.06	3.54	4.49		B	2.4	5.28
12N5.5A-3B	12	5.5(6)	135	70	95	5.31	2.76	3.74		B	2.0	4.4
12N6-3B(YB6L-B)	12	5.5(6)	135	70	95	5.31	2.76	3.74		B	2.0	4.4
12N6-4A(YB6-A)	12	5.5(6)	135	70	95	5.31	2.76	3.74		B	2.0	4.4
12N6-4B(YB6-B)	12	5.5(6)	150	80	95	5.91	3.15	3.74		A	2.1	4.62
12N6A-4B	12	6(6.5)	137	66	100	5.39	2.60	3.94		B	2.0	4.4
12N6.5-3B	12	6.5(7)	138	72	118	5.43	2.83	4.65		B	2.8	6.16
12N6.5-4B	12	6.5(7)	138	72	118	5.43	2.83	4.65		B	2.8	6.16
12N6.5A-4B(12N7)	12	6.5(7)	138	72	118	5.43	2.83	4.65		B	2.8	6.16
12N6.5B-4B(12N7B-4B)	12	6.5(7)	150	87	95	5.91	3.43	3.74		D	2.8	6.16
12N6.5C-3B	12	6.5	138	73	110	5.43	2.87	4.33		B	3.0	6.6
12N7-3A	12	7	137	76	134	5.39	2.99	5.28		B	2.9	6.38
12N7-3B	12	7	135	75	133	5.31	2.95	5.24		B	2.9	6.38
12N7-3B2	12	7	135	75	133	5.31	2.95	5.24		A	2.9	6.38
12N7-4A	12	7	135	75	133	5.31	2.95	5.24		B	2.9	6.38
12N7-4A2	12	7	135	75	133	5.31	2.95	5.24		A	2.9	6.38
12N7-4B	12	7	135	75	133	5.31	2.95	5.24		B	2.9	6.38
12N7A(B)-3A	12	7	151	61	131	5.94	2.40	5.16		B	2.9	6.38

CONVENTIONAL STANDARD BATTERY

TYPE	VOLTAGE (V)	CAPACITY AT 10HR (Ah)	MAX OVERALL DIMENSIONS (mm)			MAX OVERALL DIMENSIONS (inches)			ASSEMBLY FIGURE	TERMINAL TYPE (refer to page 1)	APPROX. WEIGHT WITH ACID	
			L	W	H	L	W	H			kg	lbs
12N7A(B)-4A	12	7	151	61	131	5.94	2.40	5.16		B	2.9	6.38
12N7A(B)-4B	12	7	151	61	131	5.94	2.40	5.16		B	2.9	6.38
12N7C-3D	12	7	130	90	114	5.12	3.54	4.49		E	2.9	6.38
12N7CZ-3D	12	8	130	90	114	5.12	3.54	4.49		E	2.9	6.38
12N7D-3B	12	7	135	75	150	5.31	2.95	5.91		B	2.9	6.38
12N9-3A	12	9	135	75	139	5.31	2.95	5.47		I	3.0	6.6
12N9-3A-1	12	9	135	75	139	5.31	2.95	5.47		B	3.0	6.6
12N9-3B	12	9	135	75	139	5.31	2.95	5.47		B	3.0	6.6
12N9-4B-1	12	9	135	75	139	5.31	2.95	5.47		B	3.0	6.6
12N10-3A	12	10	135	90	145	5.31	3.54	5.71		B	4.0	8.8
12N10-3A-1	12	10	135	90	145	5.31	3.54	5.71		A	4.0	8.8
12N10-3A-2	12	10	135	90	145	5.31	3.54	5.71		D	4.0	8.8
12N10-3B	12	10	135	90	145	5.31	3.54	5.71		B	4.0	8.8
12N10-3B-1	12	10	135	90	145	5.31	3.54	5.71		A	4.0	8.8
12N11-3A	12	11	135	90	155	5.31	3.54	6.10		B	4.2	9.24
12N11-3A-1	12	11	135	90	155	5.31	3.54	6.10		D	4.2	9.24
12N11-3B	12	11	135	90	155	5.31	3.54	6.10		B	4.2	9.24
12N12-3A	12	12	202	76	134	7.95	2.99	5.28		B	4.3	9.46
12N12-3B	12	12	202	76	134	7.95	2.99	5.28		B	4.3	9.46
12N12A-4A-1	12	12	134	80	160	5.28	3.15	6.30		B	4.3	9.46
12N14-3A	12	14	134	89	166	5.28	3.50	6.54		D	4.5	9.9
12N14-3B	12	14	134	89	166	5.28	3.50	6.54		D	4.5	9.9
12N16-3A	12	16	175	100	155	6.89	3.94	6.10		B	5.7	12.54
12N16-3B	12	16	175	100	155	6.89	3.94	6.10		B	5.7	12.54
12N16-4B	12	16	176	101	156	6.93	3.98	6.14		B	5.7	12.54
51814	12	18	186	81	170	7.32	3.19	6.69		G	6.0	13.2
12C16A-3B(51913)	12	16-20	186	81	170	7.32	3.19	6.69		G	4.6	10.12
12N18-3	12	18	206	91	164	8.11	3.58	6.46		B	6.2	13.64
12N18-3A	12	18	206	91	164	8.11	3.58	6.46		C	6.2	13.64
12N18-3B	12	18	206	91	164	8.11	3.58	6.46		C	6.2	13.64
12N24-3	12	24	184	124	176	7.24	4.88	6.93		G	7.9	17.38
12N24-3A	12	24	184	124	176	7.24	4.88	6.93		G	7.9	17.38
12N24-4	12	24	184	124	176	7.24	4.88	6.93		G	7.9	17.38

CONVENTIONAL HEAVY DUTY BATTERY

TYPE	VOLTAGE (V)	CAPACITY AT 10HR (Ah)	MAX OVERALL DIMENSIONS (mm)			MAX OVERALL DIMENSIONS (inches)			ASSEMBLY FIGURE	TERMINAL TYPE (refer to page 1)	APPROX. WEIGHT WITH ACID	
			L	W	H	L	W	H			kg	lbs
CB2.5L-C	12	2.5	80	70	105	3.15	2.76	4.13		/	1.0	2.2
CB2.5L-A	12	2.5	80	70	105	3.15	2.76	4.13		/	1.0	2.2
CB2.5L-C-1	12	2.5	80	70	105	3.15	2.76	4.13		/	1.0	2.2

CONVENTIONAL HEAVY DUTY BATTERY

TYPE	VOLTAGE (V)	CAPACITY AT 10HR (Ah)	MAX OVERALL DIMENSIONS (mm)			MAX OVERALL DIMENSIONS (inches)			ASSEMBLY FIGURE	TERMINAL TYPE (refer to page 1)	APPROX. WEIGHT WITH ACID	
			L	W	H	L	W	H			kg	lbs
CB2.5L-C-2	12	2.5	80	70	105	3.15	2.76	4.13		/	1.0	2.2
CB3L-A	12	3	98	56	110	3.86	2.20	4.33		B	1.3	2.86
CB3L-B	12	3	98	56	110	3.86	2.20	4.33		B	1.3	2.86
CB4L-A	12	4	120	70	92	4.72	2.76	3.62		A	1.5	3.3
CB4L-B	12	4	120	70	92	4.72	2.76	3.62		A	1.5	3.3
CB5L-B	12	5	120	60	130	4.72	2.36	5.12		B	2.0	4.4
CB5L-B2	12	5	120	60	130	4.72	2.36	5.12		A	2.0	4.4
CB7-A	12	8	135	75	133	5.31	2.95	5.24		B	2.9	6.38
CB7-A2(GM7Z-4A2)	12	8	135	75	133	5.31	2.95	5.24		A	2.9	6.38
CB7A-A	12	8	137	76	150	5.39	2.99	5.91		B	2.9	6.38
CB7B-B	12	8	150	60	130	5.91	2.36	5.12		B	2.9	6.38
CB7C-A	12	8	130	90	114	5.12	3.54	4.49		E	3.0	6.6
CB7L-A	12	8	137	76	134	5.39	2.99	5.28		B	2.9	6.38
CB7L-B	12	8	135	75	133	5.31	2.95	5.24		B	2.9	6.38
CB7L-B2	12	8	135	75	133	5.31	2.95	5.24		A	2.9	6.38
CB9A-A	12	9	135	75	155	5.31	2.95	6.10		B	3.1	6.82
CB9-B	12	9	135	75	139	5.31	2.95	5.47		B	3.1	6.82
CB9L-B	12	9	135	75	139	5.31	2.95	5.47		B	3.1	6.82
CB9L-A2	12	9	135	75	139	5.31	2.95	5.47		A	3.1	6.82
CB9-A2	12	9	135	75	139	5.31	2.95	5.47		A	3.1	6.82
CB10A-A2	12	11	135	90	155	5.31	3.54	6.10		D	4.2	9.24
CB10L-A2	12	11	135	90	145	5.31	3.54	5.71		D	4.2	9.24
SCB10L-A2	12	11	135	90	145	5.31	3.54	5.71		D	4.2	9.24
CB10L-B	12	11	135	90	145	5.31	3.54	5.71		B	4.2	9.24
CB10L-B2	12	11	135	90	145	5.31	3.54	5.71		D	4.2	9.24
CB12A-A	12	12	134	80	160	5.28	3.15	6.30		B	4.3	9.46
CB12A-B	12	12	134	80	160	5.28	3.15	6.30		B	4.3	9.46
CB12AL-A	12	12	134	80	160	5.28	3.15	6.30		B	4.3	9.46
CB12AL-A2!	12	12	134	80	160	5.28	3.15	6.30		D	4.3	9.46
CB12B-B2	12	12	160	90	130	6.30	3.54	5.12		D	4.4	9.68
CB12C-A	12	12	134	80	175	5.28	3.15	6.89		A	4.4	9.68
CB14-A2	12	14	134	89	166	5.28	3.50	6.54		D	4.5	9.9
CB14-B1	12	14	134	89	166	5.28	3.50	6.54		B	4.5	9.9
CB14-B2	12	14	134	89	166	5.28	3.50	6.54		D	4.5	9.9
CB14A-A1	12	14	134	89	176	5.28	3.50	6.93		B	4.6	10.12
CB14A-A2	12	14	134	89	176	5.28	3.50	6.93		D	4.6	10.12
CB14L-A1	12	14	134	89	166	5.28	3.50	6.54		E	4.5	9.9
CB14-A1	12	14	134	89	166	5.28	3.50	6.54		E	4.5	9.9
CB14L-A2	12	14	134	89	166	5.28	3.50	6.54		D	4.5	9.9
CB14L-B2	12	14	134	89	166	5.28	3.50	6.54		D	4.5	9.9
SCB14L-A2	12	14	134	89	166	5.28	3.50	6.54		D	4.5	9.9
SCB14L-B2	12	14	134	89	166	5.28	3.50	6.54		D	4.5	9.9
CB16-B	12	19	175	100	155	6.89	3.94	6.10		B	6.3	13.86

CONVENTIONAL HEAVY DUTY BATTERY

TYPE	VOLTAGE (V)	CAPACITY AT 10HR (Ah)	MAX OVERALL DIMENSIONS (mm)			MAX OVERALL DIMENSIONS (inches)			ASSEMBLY FIGURE	TERMINAL TYPE (refer to page 1)	APPROX. WEIGHT WITH ACID	
			L	W	H	L	W	H			kg	lbs
CB16L-B	12	19	175	100	155	6.89	3.94	6.10		B	6.3	13.86
CB16L-A2	12	19	175	100	155	6.89	3.94	6.10		F	6.3	13.86
CB16AL-A2	12	16	207	71.5	164	8.15	2.81	6.46		F	5.2	11.44
SCB16L-A2	12	16	207	71.5	164	8.15	2.81	6.46		F	5.2	11.44
CB16B-A	12	16	160	90	161	6.30	3.54	6.34		C	5.6	12.32
CB16B-A1	12	16	160	90	161	6.30	3.54	6.34		A	5.6	12.32
CB16C-B	12	19	175	100	175	6.89	3.94	6.89		A	6.3	13.86
CB16CL-B	12	19	175	100	175	6.89	3.94	6.89		A	6.3	13.86
HCB16A-A(AB)	12	16	151	91	182	5.94	3.58	7.17		C	7.2	15.84
CB18-A	12	18	180	90	162	7.09	3.54	6.38		C	5.7	12.54
CB18L-A	12	18	180	90	162	7.09	3.54	6.38		C	5.7	12.54
CB18L-A2	12	18	180	90	162	7.09	3.54	6.38		C	5.7	12.54
C50-N18A-A	12	20	205	90	176	8.07	3.54	6.93		C	7.5	16.5
C50-N18L-A	12	20	205	90	162	8.07	3.54	6.38		C	7.5	16.5
C50-N18L-A2	12	20	205	90	162	8.07	3.54	6.38		C	7.5	16.5
C50-N18-A2	12	20	205	90	162	8.07	3.54	6.38		C	7.5	16.5
C50-N18L-A3	12	20	205	90	162	8.07	3.54	6.38		A	7.5	16.5
SC50-N18L-A	12	20	205	90	162	8.07	3.54	6.38		C	7.5	16.5
SC50-N18L-A2	12	20	205	90	162	8.07	3.54	6.38		C	7.5	16.5
SC50-N18-AT	12	20	205	90	162	8.07	3.54	6.38		C	7.5	16.5
C60-N24L-A(A2)	12	28	184	124	175	7.24	4.88	6.89		G	8.6	18.92
C60-N24L-B	12	28	184	124	175	7.24	4.88	6.89		G	8.6	18.92
C60-N24AL-B	12	28	184	124	175	7.24	4.88	6.89		G	8.6	18.92
SC60-N24AL-B	12	28	184	124	175	7.24	4.88	6.89		G	8.6	18.92
C60-N28L-A(52816)	12	28	186	130	171	7.32	5.12	6.73		G	8.6	18.92
C60-N30L-A(53030)	12	30	186	130	171	7.32	5.12	6.73		G	8.6	18.92
C60-N30-A(53034)	12	30	186	130	171	7.32	5.12	6.73		G	8.6	18.92
C60-N30L-B	12	30	186	130	171	7.32	5.12	6.73		G	8.6	18.92
C60-N30AL-B	12	30	184	124	175	7.24	4.88	6.89		G	8.6	18.92
CHD4-12(CHD-12)	12	28	206	133	165	8.11	5.24	6.50		I	8.6	18.92
CB30L-B	12	30	168	132	176	6.61	5.20	6.93		A	7.16	15.75
CB30CL-B	12	30	168	132	192	6.61	5.20	7.56		A	7.2	15.84

CONVENTIONAL HEAVY DUTY LOW MAINTENANCE BATTERY

TYPE	VOLTAGE (V)	CAPACITY AT 10HR (Ah)	MAX OVERALL DIMENSIONS (mm)			MAX OVERALL DIMENSIONS (inches)			ASSEMBLY FIGURE	TERMINAL TYPE (refer to page 1)	APPROX. WEIGHT	
			L	W	H	L	W	H			kg	lb
CB16-B-LM	12	19	176	101	156	6.93	3.98	6.14		B	6.3	13.86
CB16HL-A-LM	12	19	176	101	156	6.93	3.98	6.14		B	6.3	13.86
C50-N18L-A-LM	12	20	207	91	164	8.15	3.58	6.46		C	7.5	16.5

MAINTENANCE FREE BATTERY WITH ACID PACK

TYPE	VOLTAGE (V)	CAPACITY AT 10HR (Ah)	MAX OVERALL DIMENSIONS (mm)			MAX OVERALL DIMENSIONS (inches)			ASSEMBLY FIGURE	TERMINAL TYPE (refer to page 1)	APPROX. WITH ACID WEIGHT	
			L	W	H	L	W	H			kg	lbs
6CT4-BS	6	4	70	70	95	2.76	2.76	3.74		/	0.7	1.54
6CT4A-BS	6	4	70	47	104	2.76	1.85	4.09		/	0.8	1.76
6CT6-BS	6	6	98	56	110	3.86	2.20	4.33		B	1.3	2.86
CTR4A-BS	12	2.3	114	49	85	4.49	1.93	3.35		L	1.0	2.2
CT4B-BS	12	2.3	114	39	86.5	4.49	1.54	3.41		K	1.0	2.2
CT3L-BS	12	3	99	57	111	3.90	2.24	4.37		B	1.2	2.64
CT4L-BS	12	3	114	71	86	4.49	2.80	3.39		A	1.5	3.3
CTX4L-BS	12	3	114	71	86	4.49	2.80	3.39		A	1.5	3.3
CT4AL-BS	12	4	120	71	93	4.72	2.80	3.66		A	1.7	3.74
CT5L-BS	12	4	114	71	106	4.49	2.80	4.17		A	2.0	4.4
CTX5L-BS	12	4	114	71	106	4.49	2.80	4.17		A	2.0	4.4
CT5AL-BS	12	5	120	61	131	4.72	2.40	5.16		A	2.1	4.62
CTX6.5L-BS	12	6	138	67	100	5.43	2.64	3.94		B	2.4	5.28
CT7B-BS	12	6	150	65	92	5.91	2.56	3.62		J	2.7	5.94
CTX7L-BS	12	6	114	71	131	4.49	2.80	5.16		A	2.5	5.5
CTX7A-BS	12	6	150	87	94	5.91	3.43	3.70		A	2.4	5.28
CTX7C-BS	12	7	140	73	120	5.51	2.87	4.72		B	2.5	5.5
CTX7DL-BS	12	7	150	60	130	5.91	2.36	5.12		B	2.6	5.72
CTX7E-BS	12	7	137	76	134	5.39	2.99	5.28		B	3.0	6.6
CTX9-BS	12	8	150	87	105	5.91	3.43	4.13		A	3.2	7.04
CTX9L-BS	12	8	150	87	105	5.91	3.43	4.13		A	3.2	7.04
CTR9-BS	12	8	150	87	105	5.91	3.43	4.13		J	3.2	7.04
CTX9A-BS	12	9	137	76	140	5.39	2.99	5.51		B	3.8	8.36
CTX12-BS	12	10	150	87	130	5.91	3.43	5.12		A	4.0	8.8
CTX12L-BS	12	10	150	87	131	5.91	3.43	5.16		A	4.0	8.8
CT12B-BS	12	10	150	70	131	5.91	2.76	5.16		J	4.5	9.9
CTX14-BS	12	12	150	87	145	5.91	3.43	5.71		A	4.5	9.9
CTX14L-BS	12	12	150	87	145	5.91	3.43	5.71		A	4.5	9.9
CTX14AH-BS	12	12	134	89	166	5.28	3.50	6.54		A	4.7	10.34
CTX14AH-BS-PW	12	12	134	89	176	5.28	3.50	6.93		A	4.7	10.34
CTX14AHL-BS	12	12	134	89	166	5.28	3.50	6.54		A	4.7	10.34
CTX15-BS	12	13	175	87	130	6.89	3.43	5.12		A	4.9	10.78
CTX15L-BS	12	13	175	87	130	6.89	3.43	5.12		A	4.9	10.78
CTX16-BS	12	14	150	87	161	5.91	3.43	6.34		A	5.3	11.66
CTX16L-BS	12	14	150	87	161	5.91	3.43	6.34		A	5.3	11.66
CTX16-BS-1	12	14	150	87	161	5.91	3.43	6.34		H	5.3	11.66
CTX18-BS	12	18	205	89	163	8.07	3.50	6.42		C	5.5	12.1
CTX18L-BS	12	18	205	89	163	8.07	3.50	6.42		C	5.5	12.1
CTX20-BS	12	18	175	87	155	6.89	3.43	6.10		A	5.7	12.54
CTX20L-BS	12	18	175	87	155	6.89	3.43	6.10		A	5.7	12.54
CTX20H-BS	12	18	175	87	155	6.89	3.43	6.10		A	5.8	12.76
CTX20HL-BS	12	18	175	87	155	6.89	3.43	6.10		A	5.8	12.76
CTX20HL-BS-PW	12	18	175	87	175	6.89	3.43	6.89		A	5.8	12.76
CTX24H-BS	12	21	205	87	162	8.07	3.43	6.38		A	6.5	14.3

MAINTENANCE FREE BATTERY WITH ACID PACK

TYPE	VOLTAGE (V)	CAPACITY AT 10HR (Ah)	MAX OVERALL DIMENSIONS (mm)			MAX OVERALL DIMENSIONS (inches)			ASSEMBLY FIGURE	TERMINAL TYPE (refer to page 1)	APPROX. WITH ACID WEIGHT	
			L	W	H	L	W	H			kg	lbs
CTX24HL-BS	12	21	205	87	162	8.07	3.43	6.38		A	6.5	14.3
CTX50-BS	12	21	205	87	161	8.07	3.43	6.34		C	6.5	14.3
CTX50L-BS	12	21	205	87	161	8.07	3.43	6.34		C	6.5	14.3

SEALED FACTORY ACTIVATED, MAINTENANCE FREE BATTERY

TYPE	VOLTAGE (V)	CAPACITY AT 10HR (Ah)	MAX OVERALL DIMENSIONS (mm)			MAX OVERALL DIMENSIONS (inches)			ASSEMBLY FIGURE	TERMINAL TYPE (refer to page 1)	APPROX. WEIGHT	
			L	W	H	L	W	H			kg	lbs
CT4L-BS FA	12	3	114	71	86	4.49	2.80	3.39		A	1.4	3.08
CTX4L-BS FA	12	3	114	71	86	4.49	2.80	3.39		A	1.5	3.3
CTR4A-BS FA	12	2.3	114	49	85	4.49	1.93	3.35		L	1.1	2.42
CT5L-BS FA	12	4	114	71	106	4.49	2.80	4.17		A	2.0	4.4
CTX5L-BS FA	12	4	114	71	106	4.49	2.80	4.17		A	2.0	4.4
CTZ5S FA	12	4	114	71	86	4.49	2.80	3.39		J	1.8	3.96
CT7B-4 FA	12	6	149	65	92	5.87	2.56	3.62		J	2.6	5.72
CT7B-BS FA	12	6	150	65	92	5.91	2.56	3.62		J	2.7	5.94
CTX7L-BS FA	12	6	114	71	131	4.49	2.80	5.16		A	2.5	5.5
CTX7A-BS FA	12	6	150	87	94	5.91	3.43	3.70		A	2.4	5.28
CTZ7S FA	12	6(5)	114	70	105	4.49	2.76	4.13		J	2.1	4.62
CT9B-4 FA	12	8	150	70	105	5.91	2.76	4.13		J	3.4	7.48
CTX9-BS FA	12	8	152	87	106	5.98	3.43	4.17		A	3.2	7.04
CTZ10S FA	12	8.6	150	87	93	5.91	3.43	3.66		J	3.2	7.04
CT12A-BS FA	12	10	150	87	106	5.91	3.43	4.17		J	3.5	7.7
CT12B-4 FA	12	10	150	70	131	5.91	2.76	5.16		J	4.0	8.8
CTX12-BS FA	12	10	152	87	131	5.98	3.43	5.16		A	4.3	9.46
CTZ12S FA	12	11	150	87	110	5.91	3.43	4.33		J	3.7	8.14
CT14B-4 FA	12	12	150	70	145	5.91	2.76	5.71		J	4.6	10.12
CTX14-BS FA	12	12	150	87	145	5.91	3.43	5.71		A	4.5	9.9
CTX14AH-BS FA	12	12	134	89	166	5.28	3.50	6.54		A	4.7	10.34
CTX14AHL-BS FA	12	12	134	89	166	5.28	3.50	6.54		A	4.7	10.34
CTX14L-BS FA	12	12	150	87	145	5.91	3.43	5.71		A	4.5	9.9
CTZ14S FA	12	11.2	150	87	110	5.91	3.43	4.33		J	3.9	8.58
CTX16CL-BS FA	12	17	176	100	175	6.93	3.94	6.89		A	6.4	14.08
CTX20-BS FA	12	18	175	87	155	6.89	3.43	6.10		A	5.7	12.54
CTX20L-BS FA	12	18	175	87	155	6.89	3.43	6.10		A	5.7	12.54
CTX20H-BS FA	12	18	175	87	155	6.89	3.43	6.10		A	5.8	12.76
CTX20HL-BS FA	12	18	175	87	155	6.89	3.43	6.10		A	5.8	12.76
CTX20HL-BS-PW FA	12	18	175	87	175	6.89	3.43	6.89		A	5.8	12.76
CTX24H-BS FA	12	21	205	87	162	8.07	3.43	6.38		A	6.5	14.3
CTX24HL-BS FA	12	21	205	87	162	8.07	3.43	6.38		A	6.5	14.3
CTX30L FA	12	30	167	126	174	6.57	4.96	6.85		G	10.4	22.88
CTX51913 FA	12	16-20	186	81	170	7.32	3.19	6.69		G	4.6	10.12

SEALED FACTORY ACTIVATED BATTERY CONVERTED TO MAINTENANCE FREE BATTERY WITH ACID PACK

TYPE		VOLTAGE (V)	CAPACITY AT 10HR (Ah)	MAX OVERALL DIMENSIONS (mm)			MAX OVERALL DIMENSIONS (inches)			ASSEMBLY FIGURE	TERMINAL TYPE (refer to page 1)	APPROX. WEIGHT	
MAINTENANCE FREE	FACTORY ACTIVATED			L	W	H	L	W	H			kg	lbs
CT7B-4-BS	CT7B-4 FA	12	6	149	65	92	5.87	2.56	3.62	+	J	2.6	5.72
CT9B-4-BS	CT9B-4 FA	12	8	150	70	105	5.91	2.76	4.13	+	J	3.4	7.48
CT12B-4-BS	CT12B-4 FA	12	10	150	70	131	5.91	2.76	5.16	+	J	4.0	8.8
CT14B-4-BS	CT14B-4 FA	12	12	150	70	145	5.91	2.76	5.71	+	J	4.6	10.12
CT12A-BS	CT12A-BS FA	12	10	150	87	106	5.91	3.43	4.17	+	J	3.5	7.7
CTZ5S-BS	CTZ5S FA	12	4	114	71	86	4.49	2.80	3.39	-	J	1.8	3.96
CTZ7S-BS	CTZ7S FA	12	6(5)	114	70	105	4.49	2.76	4.13	-	J	2.1	4.62
CTZ10S-BS	CTZ10S FA	12	8.6	150	87	93	5.91	3.43	3.66	+	J	3.2	7.04
CTZ12S-BS	CTZ12S FA	12	11	150	87	110	5.91	3.43	4.33	+	J	3.7	8.14
CTZ14S-BS	CTZ14S FA	12	11.2	150	87	110	5.91	3.43	4.33	+	J	3.9	8.58
CTX30L-BS	CTX30L FA	12	30	167	126	174	6.57	4.96	6.85	-	G	10.4	22.88

V-TWIN BATTERY

TYPE	VOLTAGE (V)	CAPACITY AT 10HR (Ah)	MAX OVERALL DIMENSIONS (mm)			MAX OVERALL DIMENSIONS (inches)			ASSEMBLY FIGURE	TERMINAL TYPE (refer to page 1)	APPROX. WEIGHT	
			L	W	H	L	W	H			kg	lbs
HTX20L (HVT-1)	12	18	176	87.5	155	6.93	3.44	6.10	-	A	6.7	14.74
HTX30L (HVT-2)	12	30	169	131	174	6.65	5.16	6.85	-	L	10.1	22.22
HTX14L (HVT-3)	12	12	150	87	146	5.91	3.43	5.75	-	A	4.7	10.34
HTX16L (HVT-4)	12	19	175	100	157	6.89	3.94	6.18	-	A	6.9	15.18
HTX16 (HVT-5)	12	19	175	100	157	6.89	3.94	6.18	+	A	6.9	15.18
HTX24L (HVT-6)	12	22	205	90	163	8.07	3.54	6.42	-	A	8.0	17.6
HTCHD-12 (HVT-7)	12	28	205	130	165	8.07	5.12	6.50	+	A	9.4	20.68
HTX14 (HVT-8)	12	12	150	87	146	5.91	3.43	5.75	+	J	4.7	10.34
HTX7A (HVT-9)	12	7	137	76	134	5.39	2.99	5.28	+	J	3.0	6.6
HTXH-2 (HVT-10)	6	22	115	100	214	4.53	3.94	8.43	-	J	4.6	10.12

x

DRY CHARGED BATTERIES FOR FOREIGN/DOMESTIC EQUIPMENT & CARS

x

TYPE	VOLTAGE (V)	CAPACITY AT 5HR/20HR (Ah)	MAX OVERALL DIMENSIONS (mm)				MAX OVERALL DIMENSIONS (inches)				CELL LAYOUT (refer to page 12)	TERMINAL TYPE (refer to page 12)	APPROX. WEIGHT	
			L	W	H	TH	L	W	H	TH			kg	lbs
44LCLS-FT - Lead Calcium Dry Charged Low Maintenance Free, Flat Top Cover, SAE Post, for HONDA Fit and TOYOTA Prius	12	CCA 370	196	128	198	219	7.72	5.04	7.80	8.62	2	A	9.11	20.05
44LCL-FT - Lead Calcium Dry Charged Low Maintenance Free, Flat Top Cover, Pencil Post, for HONDA Fit and TOYOTA Prius	12	CCA 370	196	128	198	219	7.72	5.04	7.80	8.62	2	B	9.11	20.05
MM35(R) - Lead Calcium AGM-FA for MAZDA Miata	12	CCA 330	188	132	166	184	7.40	5.20	6.55	7.25	2	A	20	44
12N24-3	12	26/21	194	126	157	185	7.64	4.96	6.18	7.28		C	6.2	13.64
12N24-3 (C)	12	26/21	194	126	157	185	7.64	4.96	6.18	7.28		C	6.2	13.64
12N24-4	12	26/21	194	126	157	185	7.64	4.96	6.18	7.28		C	6.2	13.64
12N24-4 (C)	12	26/21	194	126	157	185	7.64	4.96	6.18	7.28		C	6.2	13.64
NS40	12	32/26	196	128	198	219	7.72	5.04	7.80	8.62	1	B	7.6	16.72
NS40L	12	32/26	196	128	198	219	7.72	5.04	7.80	8.62	2	B	7.6	16.72
NS40S	12	32/26	196	128	198	219	7.72	5.04	7.80	8.62	1	A	7.6	16.72
NS40LS	12	32/26	196	128	198	219	7.72	5.04	7.80	8.62	2	A	7.6	16.72
NS40ZA	12	33/27	187	127	198	218	7.36	5.00	7.80	8.58	1	B	6.4	14.08
NS40ZAL	12	33/27	187	127	198	218	7.36	5.00	7.80	8.58	2	B	6.4	14.08
NS40ZAS	12	33/27	187	127	198	218	7.36	5.00	7.80	8.58	1	A	6.4	14.08
NS40ZALS	12	33/27	187	127	198	218	7.36	5.00	7.80	8.58	2	A	6.4	14.08
NS40Z	12	36/29	196	128	198	219	7.72	5.04	7.80	8.62	1	B	8.3	18.26
NS40ZL	12	36/29	196	128	198	219	7.72	5.04	7.80	8.62	2	B	8.3	18.26
NS40ZS	12	36/29	196	128	198	219	7.72	5.04	7.80	8.62	1	A	8.3	18.26
NS40ZLS	12	36/29	196	128	198	219	7.72	5.04	7.80	8.62	2	A	8.3	18.26

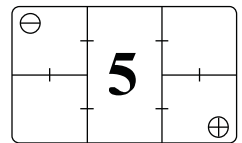
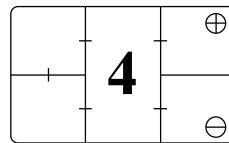
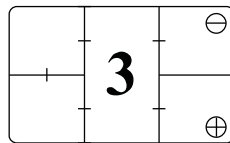
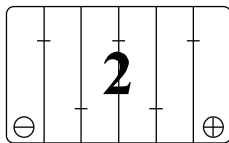
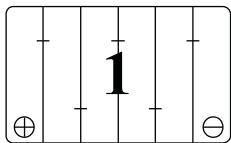
x

NS60	12	45/36	237	132	198	222	9.33	5.20	7.80	8.74	1	B	11.2	24.64
NS60L	12	45/36	237	132	198	222	9.33	5.20	7.80	8.74	2	B	11.2	24.64
NS60S	12	45/36	237	132	198	222	9.33	5.20	7.80	8.74	1	A	11.2	24.64
NS60LS	12	45/36	237	132	198	222	9.33	5.20	7.80	8.74	2	A	11.2	24.64
N40	12	40/32	237	132	198	222	9.33	5.20	7.80	8.74	1	A	10.0	22.00
N40L	12	40/32	237	132	198	222	9.33	5.20	7.80	8.74	2	A	10.0	22.00
N50	12	50/40	258	170	203	225	10.16	6.69	7.99	8.86	1	A	11.7	25.74
N50L	12	50/40	258	170	203	225	10.16	6.69	7.99	8.86	2	A	11.7	25.74
N50Z	12	60/48	258	170	203	225	10.16	6.69	7.99	8.86	1	A	13.6	29.92
N50ZL	12	60/48	258	170	203	225	10.16	6.69	7.99	8.86	2	A	13.6	29.92
N70	12	70/56	306	172	203	225	12.05	6.77	7.99	8.86	1	A	15.5	34.10
N70L	12	70/56	306	172	203	225	12.05	6.77	7.99	8.86	2	A	15.5	34.10
N70Z	12	75/60	306	172	203	225	12.05	6.77	7.99	8.86	1	A	16.6	36.52
N70ZL	12	75/60	306	172	203	225	12.05	6.77	7.99	8.86	2	A	16.6	36.52
N70B														
NS70	12	65/52	258	170	203	225	10.16	6.69	7.99	8.86	1	A	14.6	32.12
NS70L	12	65/52	258	170	203	225	10.16	6.69	7.99	8.86	2	A	14.6	32.12
N100	12	100/80	406	173	206	235	15.98	6.81	8.11	9.25	1	A	20.5	45.10
N100L	12	100/80	406	173	206	235	15.98	6.81	8.11	9.25	2	A	20.5	45.10
N100Z	12	100/80	406	173	206	235	15.98	6.81	8.11	9.25	1	A	22.1	48.62
N100ZL	12	100/80	406	173	206	235	15.98	6.81	8.11	9.25	2	A	22.1	48.62
N120	12	120/96	507	180	213	235	19.96	7.09	8.39	9.25	4	A	26.0	57.20
N120L	12	120/96	507	180	213	235	19.96	7.09	8.39	9.25	3	A	26.0	57.20
N150	12	150/120	508	221	212	247	20.00	8.70	8.35	9.72	4	F	29.4	64.68
N150L	12	150/120	508	221	212	247	20.00	8.70	8.35	9.72	3	F	29.4	64.68
NS150	12	150/120	507	180	213	235	19.96	7.09	8.39	9.25	4	A	27.8	61.16
NS150L	12	150/120	507	180	213	235	19.96	7.09	8.39	9.25	3	A	27.8	61.16
N200	12	200/160	507	267	216	240	19.96	10.51	8.50	9.45	4	A	32.5	71.50
N200L	12	200/160	507	267	216	240	19.96	10.51	8.50	9.45	3	A	32.5	71.50
85BR60K	12	60/48	230	171	201	222	9.06	6.73	7.91	8.74	1	A	13.5	29.70
85B60K	12	60/48	230	171	201	222	9.06	6.73	7.91	8.74	2	A	13.5	29.70
NX110-5	12	70/56	258	170	203	225	10.16	6.69	7.99	8.86	1	A	15.3	33.66
NX110-5L	12	70/56	258	170	203	225	10.16	6.69	7.99	8.86	2	A	15.3	33.66
NX120-7	12	90/72	306	172	203	225	12.05	6.77	7.99	8.86	1	A	18.1	39.82
NX120-7L	12	90/72	306	172	203	225	12.05	6.77	7.99	8.86	2	A	18.1	39.82

x

x

CELL LAYOUT



TERMINAL



x

MOTORCYCLE

cc	Model	Year	High Performance Maintenance Free	Maintenance Free VRLA	Heavy Duty	Conventional	cc	Model	Year	High Performance Maintenance Free	Maintenance Free VRLA	Heavy Duty	Conventional
APRILIA							BMW						
1000	ETV Caponord	'02-'03	CTX14H-BS**	CTX14-BS	-	-	1300	K1300GT	'09-'10	-	-	51913	-
	RST Futura	'01-'04	-	CTX12-BS	-	-		K1300R, S	'09-'10	CTX14H-BS*	CTX14-BS	-	-
	RSV 1000 Mille SP	'99	-	CTX12-BS	-	-	1200	K1200R, S	'05-'09	CTX14H-BS*	CTX14-BS	-	-
	RSV 1000 R, Factory	'04-'10	-	CTX12-BS	-	-		R1200GS, S, R	'05-'10	CTX14H-BS*	CTX14-BS	-	-
	RSV 1000 Mille R	'01-'05	-	CTX12-BS	-	-		K1200LT, GT	'05-'09	-	-	51913	-
	RSV 1000 Mille	'01-'09	-	CTX12-BS	-	-		K1200RT	'05-'10	-	-	51913	-
	RSV 1000 Mille	'00	-	CTX12-BS	-	-		K1200LT, GT, RS, S	'99-'05	-	-	51913	-
	Tuono 1000 R, Factory	'03-'10	-	CTX12-BS	-	-		K1200RS	'97-'05	-	-	51913	-
	SL Falco	'01-'03	CTX14H-BS*	CTX14-BS	-	-		R1200C	'98-'05	-	-	51913	-
850	MANA850	'09-'10	CTX14H-BS*	CTX14-BS	-	-		HP2 Sport/Megamoto	'10	CTX14H-BS*	CTX14-BS	-	-
750	Shiver	'09-'10	CTX14H-BS*	CTX14-BS	-	-	1150	R1150GS, R	'00-'05	-	-	51913	-
	Dorsoduro	'09-'10	CTX14H-BS*	CTX14-BS	-	-	1100	K1100LT/RS	'90-'95	-	-	51913	-
650	Pegaso	'00	-	-	CB12AL-A	-		R1100GS	'94-'00	-	-	51913	-
	Pegaso Strada, Factory, Trail	'09-'10	-	CTX12-BS	-	-		R1100R	'94-'00	-	-	51913	-
550	RXV550	'10	-	CTX7A-BS	-	-		R1100RS, RT	'93-'00	-	-	51913	-
	SVX550	'10	-	CTX7A-BS	-	-		R1100S	'99-'00	-	-	51913	-
500	Scarabeo	'04-'05	CTX14AHL-BS	-	-	-	1000	All "K" Models	'83-'93	CTX30L*	-	53030	-
	Atlantic	'03-'05	CTX14AHL-BS	-	-	-		R100/7	'76-'84	CTX30L*	-	53030	-
450	RXV450	'10	-	CTX7A-BS	-	-		R100GS, PD, R, RS, RT	'87-'95	CTX30L*	-	53030	-
	SVX450	'10	-	CTX7A-BS	-	-		R100CS	'76-'84	CTX30L*	-	53030	-
250	RS250	'00-'04	-	-	CB4L-B	-	900	R90/6, R90S	'69-'76	CTX30L*	-	53030	-
200	Atlantic	'04-'05	-	-	CB12AL-A	-	850	R850R	'95-'97	-	-	51913	-
150	Scarabeo	'00-'04	-	-	CB12AL-A	-	800	F800ST, GS	'09-'10	CTX14H-BS*	CTX14-BS	-	-
	Mojito	'04-'05	-	CTX7L-BS	-	-		R80, R80RT	'84-'95	CTX30L*	-	53030	-
125	RS125	'10	-	-	CB9-B	-		R80GS, R80ST	'80-'96	-	-	51814	-
50	RS50	'00-'05	-	-	CB4L-B	-		R80/7, R80RT	'78-'84	CTX30L*	-	53030	-
50	SR50	'00-'01	-	-	CB4L-B	-	750	K75, RT	'85-'95	CTX30L*	-	53030	-
	SR50 Ditech	'01-'05	CTZ7S*	CTX5L-BS	-	-		K75C,S	'85-'95	-	-	51814	-
	Scarabeo 50	'00-'03	-	-	CB4L-B	-		R75/5	'70-'73	-	-	51814	-
	Mojito	'04-'05	-	-	CB4L-B	-		R75/7	'76-'84	CTX30L*	-	53030	-
	Rally	'04-'05	-	-	CB4L-B	-		R75/6	'69-'76	CTX30L*	-	53030	-
ATK							700	R69 - R69S	'55-'69	-	-	-	B38-6A
	All Electric Start Models	'91-'95	-	CTX9-BS	-	-	650	F650GS	'09-'10	CTX14H-BS*	CTX14-BS*	-	-
	All Electric Start Models	'96-'01	-	CTX7L-BS	-	-		F650	'93-'00	-	-	CB12AL-A	-
BENELLI								R65	'84-'95	CTX30L*	-	53030	-
900	900 (6 Cilindri)		CTX30L*	-	53030	-		R65LS	'78-'84	-	-	51814	-
650	650 Tornado U.T.		-	-	CB12A-A	12N12A4A-1	600	R60, R60/2 Twin Cylinders	'55-'69	-	-	-	B38-6A
250	250 (4 Cilindri)		-	-	CB12A-A	-		R60/5	'70-'73	-	-	51814	-
	250-2C		-	-	-	6N11A-1B		R60/6, R60/7	'69-'84	CTX30L*	-	53030	-
125	125 Cross		-	-	-	6N11A-1B	500	R50/2 Twin Cylinders	'55-'69	-	-	-	B38-6A
	125 Custom Guzzi		-	-	-	12N5.5-4A		R50/5	'70-'73	-	-	51814	-
	125 Guzzi		-	-	-	12N5.5-4A		R50/S Twin Cylinders	'55-'69	-	-	-	B38-6A
	125 Jarno (c/aw.)		-	-	CB9-B	12N9-4B-1	260	R26, R27 Single Cylinder	'55-'69	-	-	-	6N11A-1B
	125 Scooter Benelli		-	-	CB9L-B	12N9-3B		R26	-	-	-	B39-6	
	125-2 CSE		-	-	-	6N11A-1B	BSA						
	125CS		-	-	CB9-B	12N9-4B-1	250,350,400,441,500(12V)	-	-	-	CB7-A*	-	
	125T Sport		-	-	-	6N11A-1B	600, 650, 750 (12V)	-	-	-	CB7-A*	-	
50	Devil 50 (c/aw.)		-	-	CB4L-B	-	250, 350, 650 (6V)	-	-	-	-	B39-6	
	KBX50 Race		-	-	CB4L-B	-	500 Gold Star	-	-	-	-	B38-6A	
	Scooty LX/DLX		-	-	CB4L-B	-	Rocket 750, Thunderbolt	-	-	-	CB9L-B*	-	
			-	-	CB4L-B	-	Spitfire HK35, Starfire B25	-	-	-	CB9L-B*	-	
BIG DOG							BUELL						
	All Models	All	CTX20HL ^{FA}	-	-	-	1200	X1 Lightning	'99-'02	CTX20HL ^{FA}	CTX20L ^{FA}	-	-
BIMOTA								S1 Lightning	'96-'99	CTX14H-BS*	CTX14-BS* ²	-	-
1100	SB6, SB7	'95-'97	CTX7L-BS (x2)	-	-	-		S3, S3T Thunderbolt	'97-'02	CTX20HL-BS*	CTX20L-BS	-	-
	SB6R	'97-'99	CTX12-BS	-	-	-		M2 Cyclone	'97-'02	CTX20HL-BS*	CTX20L-BS	-	-
1000	YB8/YB10	'92-'95	CTX14AHL-BS*	-	CB14L-A2	-		S2, S2T Thunderbolt	'94-'96	CTX20H-BS*	CTX20-BS*	CB16-B-CX	-
	YB11	'96-'99	-	CTX12-BS	-	-		RR1200	'88-'90	CTX20H-BS*	CTX20-BS*	CB16-B-CX	-
996	SB8R, SB8RS	'98-'00	-	CTX12-BS	-	-		RS1200	'89-'93	CTX20H-BS*	CTX20-BS*	CB16-B-CX	-
900	DB2	'93-'95	CTX14AHL-BS*	-	CB14-A2*	-		RSS1200	'91-'93	CTX20H-BS*	CTX20-BS*	CB16-B-CX	-
	DB2 Final Edition	'97	CTX14AHL-BS*	-	CB14-A2*	-		XB12R Firebolt, XB12SLighting	'04-'10	CTX14H-BS* ^{FA}	CTX14-BS ^{FA}	-	-
	DB3 Mantra	'97-'99	-	CTX7L-BS(x2)	-	-		XB12X Ulysses	'06-'10	CTX14H-BS* ^{FA}	CTX14-BS ^{FA}	-	-
	DB4	'98-'00	-	Not available	-	-	1125	1125R	'08-'10	-	CTX14L-BS ^{FA}	-	-
	Tesi	'91-'95	CTX14AHL-BS*	-	CB14-A2*	-		Buell Racing 1125RR	'09	CTZ7S	-	-	-

* See Battery Upgrade Cross Reference on page 2.

*2 Must use spacer kit from Buell.

^{FA} Must use Factory Activated Battery.

MOTORCYCLE

cc	Model	Year	High Performance Maintenance Free	Maintenance Free VRLA	Heavy Duty	Conventional	cc	Model	Year	High Performance Maintenance Free	Maintenance Free VRLA	Heavy Duty	Conventional
1000	RR1000	'87	CTX20H-BS*	CTX20-BS*	CB16-B-CX	-	Sport	'89-'90	-	-	CB16AL-A2	-	
984	XB9R Firebolt, XB9S Lightning	'02-'10	CTX14H* ^{FA}	CTX14 ^{FA}	-	-	SS Supersport Kick-Str.	-	-	-	CB12A-A	-	
500	Blast	'00-'09	CTX14H-BS*	CTX14-BS	-	-	SS	'90-'00	-	-	CB16AL-A2	-	
CAGIVA							748	Strada Biposto, SP, SPS	'97-'00	-	-	CB16AL-A2	-
900	Elefant E900	-	-	-	CB16B-A1	-	696	Monster 696	'09-'10	-	CTX12B-BS	-	-
750	Elefant	'94-'97	CTX20H-BS*	CTX20-BS*	CB16-B*	-	650	Alazzurra, Indiana, Pantah	-	CTX14AHL-BS*	-	CB14L-A2	-
	Elefant Bifaro	'89	CTX14AHL-BS*	-	CB14L-A2	-	600	Pantah	-	CTX14AHL-BS*	-	CB14L-A2	-
500	T4 E Elefant	'88	CTX14AHL-BS*	-	CB14L-A2	-		TL	-	CTX14AHL-BS*	-	CB14L-A2	-
350	Elefant 2 Cyl.	'86-	CTX14AHL-BS*	-	CB14L-A2	-	500	GTL, GTV	-	CTX24HL-BS*	-	C50-N18L-A	-
	T4 E Elefant, W12	'87-	CTX14AHL-BS*	-	CB14L-A2	-		Pantah	-	CTX14AHL-BS	-	-	-
	T4R	'87-	-	-	CB3L-A	-		Sport	-	CTX24HL-BS*	-	C50-N18L-A	-
125	Crouser	'87-'88	-	-	CB9-B	-	EXCELSIOR-HENDERSON						
	Freccia C9, /C10R, /C12R	'87-'90	-	-	CB9-B	-	1386	Super X	'99-'00	CTX20HL-BS*	CTX20L-BS	-	-
	Mito	'90-'97	-	-	CB9-B	-	GAS GAS						
	N 90	'97	-	-	CB9-B	-	450	FSR450	'08	CTZ7S	-	-	-
	Roadster	'94-'97	-	-	CB9-B	-	370	Pampera	'97	-	CTX4L-BS	-	-
	Supercity	'91-'97	-	-	CB9-B	-	320	Pampera	'98-'01	-	CTX4L-BS	-	-
50	City, Lucky, Explorer	'94-'97	-	CTX4L-BS	-	-	250	Pampera	'96-'01	-	CTX4L-BS	-	-
	K3, W4	'98	-	-	CB4L-B	-	GILERA (See-Scooter)						
CAN-AM							600	Nordwest	'93	CTX14AHL-BS*	-	-	-
990	Spyder	'08-'09	CTX24HL ^{FA}	-	-	-		RC 600C	'93	CTX14AHL-BS*	-	-	-
CANNONDALE								Top Rally, XRT	-	-	-	-	-
440	C440, E440, S440, X440, X440S	'02-'03	CTZ7S	-	-	-	500	Dakota Kick-Start	-	-	-	12N5.5-3B	-
	EX400, MX400, XC400	'00-'01	CTZ7S*	CTX5L-BS	-	-		Dakota E-Starter	-	-	CB10L-A2	-	-
CCM							350	Dakota Kick-Start	-	-	-	12N5.5-3B	-
600	All Electric Start Models	'96-'01	-	CTX9-BS	-	-		Dakota E-Starter	-	-	CB10L-A2	-	-
DERBI								ER Kick-Start	-	-	-	12N5.5-3B	-
	All Models	-	-	-	CB4L-B	-		ER E-Starter	-	-	CB10L-A2	-	-
DUCATI								XRT	-	CTX14AHL-BS*	-	-	-
1198	1198 MY08	'09-'10	-	CT12B-BS	-	-	250	Arizona Rally	-	-	-	CB10L-B	-
1100	Monster 1100	'09-'10	-	CT12B-BS	-	-		RV NGR Kick-Start	-	-	-	12N5.5-3B	-
	Multistrada	'09-'10	-	CT12B-BS	-	-		RV NGR E-Starter	-	-	CB10L-B	-	-
	Hypermotard	'07-'10	-	CT12B-BS	-	-	200	Arizona	-	-	-	12N5.5-3B	-
	Street Fighter, S	'09	-	CT12B-BS	-	-		Arizona	-	-	CB9-B	-	-
1098	1098	'07-'09	-	CT12B-BS	-	-		Fast Bike	-	-	-	12N5.5-3B	-
1098	1098	'07	CTX14H-BS*	CTX14-BS	-	-		Fast Bike	-	-	CB9-B	-	-
	Various All Other Models	'01-'10	-	CT12B-BS	-	-		RTX, RV, RX Kick-Start	-	-	-	12N5.5-3B	-
1000	Desmosedici RR	'08-'09	-	CT12B-BS	-	-		RTX, RV, RX E-Starter	-	-	CB9-B	-	-
	GT1000, Touring, Sport 1100S	'09	-	CT12B-BS	-	-		T4	-	-	-	12N5.5-3B	-
996	996, S, SPS	'99-'00	-	-	CB16AL-A2	-		Motocarro	-	-	-	B38-6A	-
944	Suport Touring 2 (ST2)	'97-'00	-	-	CB16AL-A2	-	125	Apache Kick-Start	-	-	-	12N5.5-3B	-
916	Biposto, Senna, Strada	'94-'98	-	-	CB16AL-A2	-		Apache E-Starter	-	-	CB9-B	-	-
	I.E., SP, SP S	'94-'98	-	-	CB16AL-A2	-		Arizona Kick-Start	-	-	-	12N5.5-3B	-
	ST4	'99-'00	-	-	CB16AL-A2	-		Arizona E-Starter	-	-	CB9-B	-	-
907	I.E. Paso	'90-'94	CTX20H-BS*	CTX20-BS*	CB16-B	-		Crona Kick-Start	-	-	-	12N5.5-3B	-
906	Paso	'90-'92	CTX20H-BS*	CTX20-BS*	CB16-B	-		Crona E-Starter	-	-	CB9-B	-	-
900	Monster	'94-'00	-	-	CB16AL-A2	-		CX Kick-Start	-	-	-	12N5.5-3B	-
	SS Kick-Starter	'81	-	-	CB12A-A	-		CX E-Starter	-	-	CB9-B	-	-
	SS Replica	'81	-	-	CB12A-A	-		Fast Bike Kick-Start	-	-	-	12N5.5-3B	-
	SS Supersport, Replica	'82-	CTX14AHL-BS*	-	CB14L-A2	-		Fast Bike E-Starter	-	-	CB9-B	-	-
	SS	'89-'00	-	Not available	-	-		Freestyle Kick-Start	-	-	-	12N5.5-3B	-
	SL	'92-'96	-	-	CB16AL-A2	-		Freestyle E-Starter	-	-	CB9-B	-	-
	Supersport FE	'97-'98	-	-	CB16AL-A2	-		GFR Kick-Start	-	-	-	12N5.5-3B	-
888	SP, SP II, SP IV, SP V	'90-'95	-	-	CB16AL-A2	-		GFR E-Starter	-	-	CB9-B	-	-
860	GT, GTS	-	CTX30L*	-	53030	-		KK, KZ Kick-Start	-	-	-	12N5.5-3B	-
	Kick-Start	-	-	-	CB12A-A	-		KK, KZ E-Starter	-	-	CB9-B	-	-
851	Superbike	'90-'91	-	-	CB16AL-A2	-		MX1, MXR Kick-Start	-	-	-	12N5.5-3B	-
	S Superbike	'91-'92	-	-	CB16AL-A2	-		MX1, MXR E-Starter	-	-	CB9-B	-	-
848	848	'09-'10	-	CT12B-BS	-	-		Nebraska Kick-Start	-	-	-	12N5.5-3B	-
750	F1, Montjuich, Paso	'87-'90	CTX14AHL-BS*	-	CB14L-A2	-		Nebraska E-Starter	-	-	CB9-B	-	-
	GT, Luguna Seca	-	CTX30L*	-	53030	-		R1, R1S Kick-Start	-	-	-	12N5.5-3B	-
	Indiana	-	CTX14AHL-BS*	-	CB14L-A2	-		R1, R1S E-Starter	-	-	CB9-B	-	-
	Monster	'97-'00	-	Not available	-	-		RC Rally	-	-	CB10L-B	-	
								RTX, RV, RX Kick-Start	-	-	-	12N5.5-3B	-
								RTX, RV, RX E-Starter	-	-	CB9-B	-	-

* See Battery Upgrade Cross Reference on page 2.

^{FA} Must use Factory Activated Battery.

MOTORCYCLE

cc	Model	Year	High Performance Maintenance Free	Maintenance Free VRLA	Heavy Duty	Conventional	cc	Model	Year	High Performance Maintenance Free	Maintenance Free VRLA	Heavy Duty	Conventional	
50	SPO1, SPO2 Kick-Start		-	-	-	12N5.5-3B	700	CB750A Hondamatic	'76-'78	CTX24HL-BS*	-	C50-N18L-A-LM*	C50-N18L-A	
	SPO1, SPO2 E-Starter		-	-	CB9-B	-		CB750C Custom	'80-'82	CTX14AHL-BS*	-	-	CB14L-A2	-
	TOP Rally Kick-Start		-	-	-	12N5.5-2B		CB750F Super Sport	'75-'82	CTX14AHL-BS*	-	-	CB14L-A2	-
	TOP Rally E-Starter		-	-	CB9-B	-		CB750K Four	'69-'82	CTX14AHL-BS*	-	-	CB14L-A2*	12N14-3A
	Typhoon		-	-	CB7-A	-		CB750K Limited Edition	'79	CTX14AHL-BS*	-	-	CB14L-A2	-
	XR1, XR2 Kick-Start		-	-	-	12N5.5-3B		CB750SC Nighthawk	'82-'83	CTX14AHL-BS*	-	-	CB14L-A2	-
	XR1, XR2 E-Starter		CB9-B	-	-	-		RVF750R (RC45)	'94	-	CTX9-BS	-	-	-
	Bullit, Easy Moving, Runner	'97	-	-	CB4L-B	-		VF750C V45 Magna	'88	-	-	-	CB12A-A	-
	Eaglet	'95-'97	-	-	CB4L-B	-		VF750C V45 Magna	'82-'83	CTX14AH-BS*	-	-	CB14-A2	-
	GSA E-Starter		-	-	CB4L-B	-		VF750C, C2, D Magna	'94-'03	-	CTX12-BS	-	-	-
	Runner	'97	-	-	CB4L-B	-		VF750F V45 Interceptor	'83-'84	CTX14AH-BS*	-	-	CB14-A2	-
	Sioux E-Starter		-	-	CB4L-B	-		VF750S V45 Sabre	'82-'83	-	-	-	CB14L-A2 W/S	-
	Stalker, Storm, Top Rally		-	-	CB4L-B	-		VFR750F Interceptor	'86	-	-	-	CB12A-B	-
	Typhoon	'97	-	-	CB4L-B	-		VFR750F	'90-'97	-	CTX12-BS	-	-	-
	HARLEY-DAVIDSON							VFR750R (RC30)	'90	-	CTX9-BS	-	-	-
Please turn to page 22.							VT750C, CA, C2	'04-'08	CTZ12S	-	-	-	-	
HONDA							VT750C Shadow	'98-'00	CTX14H-BS*	CTX14-BS	-	-	-	
1800	GL1800 Gold Wing	'09-'10	CTZ20L	-	-	-	VT750CD,CD2 Shadow Deluxe	'98-'02	CTX14H-BS*	CTX14-BS	-	-		
	GL1800 Gold Wing	'01-'08	CTZ20L*	CTX20L-BS	-	-	VT750CDA,B,C,D Shadow				-	-		
	VTX1800C, F, N, R Retro, S	'02-'10	CTX20HL-BS*	CTX20L-BS	-	-	A.C.E. Deluxe	'02-'03	CTX14H-BS*	CTX14-BS	-	-		
	NRX1800 Valkyrie Rune	'04-'05	CTZ20L*	CTX20L-BS	-	-	VT750C Shadow	'83	-	-	HCB16A-AB	-		
1500	GL1500 Gold Wing	'88-'00	CTX24HL-BS*	-	C50-N18L-A3	-	VT750C, CA, C2 Shadow Spirit, Aero	'07-'10	CTZ12S	-	-	-		
	GL 1500 Valkyrie	'97-'03	CTX14H-BS*	CTX14-BS	-	-	VT750DC,A,B Shadow Spirit	'01-'07	CTZ14S	-	-	-		
1300	ST1300, A, P	'03-'10	CTZ14S	-	-	-	CB700SC Nighthawk 'S'	'87	-	-	-	CB14L-A1		
	VTX1300C, R, S, Retro	'03-'10	CTX14H-BS*	CTX14-BS	-	-	VF700C Magna	'87	-	-	-	CB12A-A		
	VT1300CS, CR, CXA FURY	'09-'10	CTZ14S	-	-	-	VF700C Magna	'84-'86	CTX14AH-BS*	-	-	CB14-A2		
1200	GL1200 Gold Wing	'84-'87	CTX24HL-BS*	-	C50-N18L-A-LM	C50-N18L-A	VF700F Interceptor	'84-'85	CTX14AH-BS*	-	-	CB14-A2		
	VFR1200F	'10	CTZ14S	-	-	-	VF700S Sabre	'84-'85	CTX14AHL-BS*	-	-	CB14L-A2		
1100	CB1100F Super Sport	'83	CTX14AHL-BS*	-	CB14L-A2	-	VFR700 Interceptor	'86-'87	-	-	-	CB12A-B		
	CB1100	'10	CTZ14S	-	-	-	VT700C Shadow	'86-'87	CTX14AH-BS*	-	-	CB14-B2		
	CBR1100XX	'01-'04	CTZ12S	-	-	-	VT700C Shadow	'84-'85	-	-	-	HCB16A-AB		
	CBR1100XX	'97-'00	CTX14H-BS*	CTX12-BS	-	-	NT700V	'10	CTZ14S	-	-	-		
	GL1100 Gold Wing	'80-'83	CTX24HL-BS*	-	C50-N18L-A-LM*	C50-N18L-A	DN-01	'09-'10	CTZ14S	-	-	-		
	ST1100, ABS-TCS, 1100A	'91-'02	CTX14H-BS*	CTX14-BS	-	-	CB650, Custom	'79-'82	-	-	-	CB12A-A		
	VF1100C V65 Magna	'83-'86	CTX20H-BS*	CTX20-BS*	CB18-A	-	CB650SC Nighthawk	'83-'85	-	-	-	CB12AL-A		
	VF1100S V65 Sabre	'84-'85	CTX20HL-BS*	CTX20L-BS*	CB18L-A	-	CB650SC Nighthawk	'82	-	-	-	CB12A-A		
	VT1100C2 Shadow Sabre	'00-'07	CTX14H-BS*	CTX14-BS	-	-	CX650C Custom	'83	CTX14AH-BS*	-	-	CB14-A2		
	VT1100C, C3, T Shadow (Spirit, Aero, A.C.E. Tourer)	'01-'07	CTX14H-BS*	CTX14-BS	-	-	CX650T Turbo	'83	CTX14AHL-BS*	-	-	CB14L-A2		
	VT1100C, C3						GL650I Silver Wing Interstate	'83	CTX14AHL-BS*	-	-	CB14L-A2		
	(Spirit, Aero, A.C.E. Tourer)	'98-'00	CTZ14S*	-	HCB16A-AB	-	NT650 Hawk GT	'88-'91	-	CTX9-BS	-	-		
	VT1100C Shadow Spirit	'85-'97	CTZ14S*	-	HCB16A-AB	-	NT650V		-	CTR9-BS	-	-		
	VT1100C2 Shadow A.C.E.	'95-'99	CTZ14S*	-	HCB16A-AB	-	NX650	'88-'89	-	CTX9-BS	-	-		
1000	CB1000	'94-'95	-	CTX12-BS	-	-	SLR650		-	CTR9-BS	-	-		
	CB1000C Custom	'83	CTX14AHL-BS	-	CB14L-A2	-	Vigor 650		-	CTR9-BS	-	-		
	CB1000R	'09-'10	CTZ10S	-	-	-	XR650L	'93-'10	-	CTX9-BS	-	-		
	CBF1000F	'09-'10	CTZ10S	-	-	-	CB600F (599)	'04-'06	-	CTX7L-BS	-	-		
	CBR1000F Hurricane	'87-'96	CTX14AHL-BS	-	CB14L-B2	-	CBR600	'87-'00	-	CTX9-BS	-	-		
	CBR1000RR	'08-'10	CTZ7S	-	-	-	CBR600F4i, 600RR	'01-'10	CTZ10S	-	-	-		
	CBR1000RR	'04-'07	CTZ10S	-	-	-	VT600C,CD Shadow Deluxe	'04-'07	CTZ10S	-	-	-		
	CBX1000 Super Sport	'79-'82	CTX20HL-BS*	CTX20L-BS*	CB18L-A	-	VT600C,CD Shadow Deluxe,VLX	'88-'03	-	CTX9-BS	-	-		
	CBX1000 Super Sport (Opt)	'82	CTX24HL-BS*	-	C50-N18L-A-LM*	C50-N18L-A	XL600R	'83-'87	-	-	-	CB3L-A		
	GL1000 Gold Wing	'75-'79	CTX24HL-BS*	-	C50-N18L-A-LM*	C50-N18L-A	XL600V Transalp	'89-'90	-	-	-	CB12A-B		
	RVT1000R RC51	'00-'06	CTZ12S	-	-	-	CB550 Four, K, SS	'74-'78	-	-	-	CB12A-A*		
	VTR1000F Super Hawk	'01-'05	CTZ12S	-	-	-	CB550SC Nighthawk	'83	-	-	-	12N12A-4A-1		
	VTR1000F Super Hawk	'97-'00	-	CTX12-BS	-	-	CB500 Four, Twin	'71-'76	-	-	-	CB12A-A		
	VF1000R, F	'84-'86	-	-	CB16B-A	-	CX500, C,D,T	'78-'82	CTX14AHL-BS*	-	-	CB14L-A2		
954	CBR954RR	'02-'03	CTZ10S	-	-	-	FT500 Ascot	'82-'83	CTX14AHL-BS*	-	-	CB14L-A2		
929	CBR929RR,RE	'00-'01	CTZ10S	-	-	-	GB500	'89-'90	-	-	-	CB12A-B		
919	CB900F (919)	'02-'06	CTZ10S	-	-	-	GL500, I Silver Wing	'81-'82	CTX14AHL-BS*	-	-	CB14L-A2		
900	CB900C,F	'80-'82	CTX14AHL-BS	-	CB14L-A2	-	VF500C V30 Magna	'84-'85	-	-	-	CB12A-A		
	CBR900R, RR	'93-'99	-	CTX9-BS	-	-	VF500F Interceptor	'84-'86	-	-	-	CB12A-A		
800	PC800 Pacific Coast	'89-'98	-	CTX12-BS	-	-	VT500C Shadow	'83-'86	-	-	-	CB12A-A		
	VFR800, A Interceptor, ABS	'02-'10	CTZ12S	-	-	-	VT500FT Ascot	'83-'84	-	-	-	CB12A-A		
	VFR800FI Interceptor	'98-'01	-	CTX12-BS	-	-	XL500R	'82	-	-	-	CB3L-A		
	VT800C Shadow	'88	CTX14AH-BS*	-	CB14-B2	-	XL500S	'79-'81	-	-	-	6N4-2A-4		
750	CB750 Nighthawk	'91-'03	CTX14AH-BS*	-	CB14-A2	-	CB450, SS	'67-'74	-	-	-	12N12A-4A-1		

* See Battery Upgrade Cross Reference on page 2.

FA Must use Factory Activated Battery.

MOTORCYCLE

cc	Model	Year	High Performance Maintenance Free	Maintenance Free VRLA	Heavy Duty	Conventional	cc	Model	Year	High Performance Maintenance Free	Maintenance Free VRLA	Heavy Duty	Conventional	
400	CB450SC Nighthawk, T	'82-'86	-	-	CB12A-A	-	110	SS125A Super Sport	'67-'69	-	-	-	B54-6	
	CL450 Scrambler	'67-'74	-	-	CB12A-A*	12N12A-4A-1		XL125	'74-'78	-	-	-	6N4C-1B	
	CM450A Hondamatic, E	'82-'83	-	-	CB12A-A	-		XL125S	'79-'84	-	-	-	6N4-2A-4	
	CMX450C Rebel	'86-'87	-	-	CB12A-A	-		XL125S	'85	-	-	CB2.5L-C	-	
	CRF450X	'05-'09	CTZ7S	-	-	-		CT110 Trail	'86	-	-	-	6N4-2A-4	
	CB400A	'78	-	-	CB12A-A	-		CT110 Trail	'80-'84	-	-	-	6N4-2A-8	
	CB400FCB-1	'89-'90	-	CTX9-BS	-	-		C110	'09-'10	CTZ7S	-	-	-	-
	CB400F Super Sport	'75-'77	-	-	CB12A-A*	12N12A-4A-1		100 CB100 Super Sport	'70-'72	-	-	-	-	6N6-3B
	CB400T Hawk, Hawk II	'78-'81	-	-	CB12A-A	-		CL100, S Scrambler	'70-'73	-	-	-	-	6N6-3B
	CB400TI Hawk I	'78-'79	-	-	CB9-B*	12N9-4B-1		SL100 Motosport	'70-'73	-	-	-	-	6N6-3B
CM400 (All)	'79-'81	-	-	CB12A-A	-	XL100	'77-'78	-	-	-	-	6N4C-1B		
360	CB360, G, T	'74-'76	-	-	CB12A-A*	12N12A-4A-1	XL100	'74-'76	-	-	-	-	6N6-3B	
	CJ360T	'76-'77	-	-	CB9-B*	12N9-4B-1	XL100S	'83-'85	-	-	-	-	6N4-2A-4	
	CL360 Scrambler	'74-'75	-	-	CB12A-A*	12N12A-4A-1	XL100S	'81-'82	-	-	-	-	6N4C-1B	
	CB350 Super Sport Four	'68-'74	-	-	CB12A-A*	12N12A-4A-1	XL100S	'79-'80	-	-	-	-	6N4-2A-4	
350	CL350 Scrambler	'68-'73	-	-	CB12A-A*	12N12A-4A-1	90 CA200 Honda 90	-	-	-	-	-	-	
	SL350 Motosport	'70-'73	-	-	-	12N5-4B	(C200 Touring 90)	'63-'66	-	-	-	-	6N6-1D	
	SL350 Motosport	'69-'70	-	-	CB12A-A*	12N12A-4A-1	CL90, L 5HP Scrambler	'67-'70	-	-	-	-	6N5.5-1D	
	XL350	'74-'78	-	-	-	6N6-3B	CM91 Honda 90 (C90M)	'66-'69	-	-	-	-	6N6-1B	
	XL350R	'84-'85	-	-	CB3L-A	-	CT200 Trail 90	'64-'66	-	-	-	-	6N5.5-1D	
305	CA77 Dream Touring (late)	'63-'69	-	-	-	12N9-3A	CT90 Trail	'66-'79	-	-	-	-	6N5.5-1D	
	CB77 Super Hawk	'61-'68	-	-	-	12N9-3A	EZ90 Cub	'91-'96	-	CTX5L-BS	-	-	-	
	CL77 Scrambler	'65-'68	-	-	-	12N5-4B	S90 Super (CS90)	'64-'69	-	-	-	-	6N6-1B	
	CA72 Dream Touring (late)	'63-'66	-	-	-	12N9-3A	SL90 Motosport	'69	-	-	-	-	6N5.5-1D	
250	CB250 Nighthawk	'91-'09	-	CTX7L-BS	-	-	ST90 Trail Sport	'73-'75	-	-	-	-	6N5.5-1D	
	CB72 Hawk	'61-'66	-	-	-	12N9-3A	XL80S	'83-'85	-	-	-	-	6N4-2A-8	
	CL72 Scrambler	'62-'65	-	-	-	12N5-4B	XL80S	'80-'82	-	-	-	-	6N4C-1B	
	CM250C Custom	'82-'83	-	-	CB9-B	-	75 XL75	'77-'79	-	-	-	-	6N4C-1B	
	CMX250C Rebel	'96-'10	-	CTX7L-BS	-	-	70 C70 Passport	'82-'83	-	-	CB5L-B	-	-	
	CMX250C Rebel, LTD	'85-'87	-	-	CB9L-B	-	C70 Passport	'80-'81	-	-	6CB11-2D*	6N11-2D	-	
	CRF250X	'04-'09	CTZ7S*	CTX5L-BS	-	-	C70M Honda	'70-'73	-	-	6CB11-2D*	6N11-2D	-	
	MT250 Elsinore	'74-'76	-	-	-	6N6-3B	CL70 Scrambler	'69-'73	-	-	-	-	6N5.5-1D-1	
	NX250	'88-'90	-	CTX7L-BS	-	-	CT70	'91-'94	-	CTX4L-BS	-	-	-	
	SM250	'09-'10	CTZ12S	-	-	-	CT70 Trail	'80-'82	-	-	-	-	6N4-2A-6	
230	VTR250 Interceptor VTR	'88-'90	-	-	CB9-B	-	CT70 Trail	'74-'79	-	-	-	-	6N4C-1B	
	XL250	'72-'76	-	-	-	6N6-3B	CT70 Trail, 70H	'69-'71	-	-	-	-	6N2A-2C	
	XL250R	'82-'87	-	-	CB3L-A	-	CT70, 70H	'72-'73	-	-	-	-	6N2A-2C-3	
	XL250S	'78-'81	-	-	-	6N4-2A-4	SL70 Motosport	'73	-	-	-	-	6N2A-2C-3	
	XR250L	'91-'96	-	CTX4L-BS	-	-	SL70 Motosport	'71-'72	-	-	-	-	6N2A-2C	
	CRF230L	'08-'10	CTZ7S	-	-	-	XL70	'74-'76	-	-	-	-	6N4C-1B	
	CRF230F, L ('07)	'03-'10	CTZ7S*	CTX5L-BS	-	-	65 S65 Sport (CS65)	'65-'69	-	-	-	-	6N2-2A	
	CB200,T	'74-'76	-	-	CB9-B*	12N9-4B-1	55 C, CA105T Trail	'62-'65	-	-	-	-	6N2-2A	
	CL200 Scrambler	'74	-	-	CB9-B*	12N9-4B-1	50 C110, CA110	'59-'69	-	-	-	-	6N2-2A	
	CM200T Twinstar	'81-'82	-	-	CB9-B*	12N9-4B-1	MB5	'82	-	-	CB2.5L-C	-	-	
200	CM200T Twinstar	'80	-	-	-	6N12A-2C	NA50 Express II	'80-'81	-	-	-	-	6N4-2A-6	
	TLR200 Reflex	'86-'87	-	CTX4L-BS	-	-	NA50 Express II	'79	-	-	-	-	6N2-2A	
	TR200 Fat Cat	'87	-	CTX7A-BS	-	-	NC50 Express	'80-'83	-	-	-	-	6N4-2A-6	
	TR200 Fat Cat	'86	-	CTX9-BS	-	-	NC50 Express	'78-'79	-	-	-	-	6N2-2A	
	XL200R	'83-'84	-	-	CB3L-A	-	NC50 Express	'77	-	-	-	-	6N2A-2C-3	
	CM185T Twinstar	'78-'79	-	-	-	6N12A-2C	NS50F	'90	-	-	CB3L-A	-	-	
	XL185S	'79-'83	-	-	-	6N4-2A-4	NU50 Urban Express	'82-'83	-	-	CB2.5L-C-1	-	-	
	CA175 Touring (CD175)	'68-'69	-	-	-	B54-6	NU50M Urban Express Deluxe	'82-'83	-	-	CB4L-B	-	-	
	CA175 Touring (CD175K3)	'69-'70	-	-	-	6N12A-2D	NX50M Express SR	'81-'82	-	-	CB4L-B	-	-	
	CB175 Super Sport	'69-'73	-	-	CB9-B*	12N9-4B-1	Z50A (K1)	'69-'70	-	-	-	-	6N2A-2C-1	
160	CL175 Scrambler	'68-'73	-	-	CB9-B*	12N9-4B-1	ZB50	'88	-	CTX4L-BS	-	-	-	
	SL175 Motosport	'70-'72	-	-	-	12N5-4B	HUSABERG							
	XL175	'73-'78	-	-	-	6N6-3B	All FE, FX, FS	'09-'10	CTZ7S	-	-	-	-	
	CB160 Sport	'65-'69	-	-	CB9-B	12N9-4B-1	All Electric Start Models	'01-'02	CTZ7S*	CTX5L-BS	-	-	-	
	CL160 Scrambler	'66-'68	-	-	CB9-B	12N9-4B-1	All Electric Start Models	'97-'00	-	CTX9-BS	-	-	-	
	CRF150	'06-'07	CTZ7S	CTX5L-BS	-	-	HUSQVARNA							
	CB125S	'81-'82	-	-	-	6N6-3B-1	580 TE610E, SM610S	'00-'01	CTX14H-BS*	CTX14-BS	-	-	-	
	CL125A Scrambler (Twin)	'67-'69	-	-	-	6N6-3B	450 TE450/TC450	-	CTZ7S	-	-	-	-	
	CL125S Scrambler	'73-'75	-	-	-	B54-6	400 TE410E	'00-'01	CTX14H-BS*	CTX14-BS	-	-	-	
	CT125 Trail	'77	-	-	-	6N4C-1B	HYOSUNG							
150	MT125 Elsinore	'74-'76	-	-	-	6N6-3B	650 GT650, R, S	'09-'10	CTX14H-BS*	CTX14-BS*	-	-	-	
	NX125	'88-'90	-	CTX7L-BS	-	-	GV650, SE	'09-'10	-	CT14B-BS	-	-	-	
	SL125 Motosport	'71-'73	-	-	-	6N6-3B	250 GT250, R	'09-'10	CTX14H-BS*	CTX14-BS*	-	-	-	

* See Battery Upgrade Cross Reference on page 2.
 FA Must use Factory Activated Battery.

MOTORCYCLE

cc	Model	Year	High Performance Maintenance Free	Maintenance Free VRLA	Heavy Duty	Conventional	cc	Model	Year	High Performance Maintenance Free	Maintenance Free VRLA	Heavy Duty	Conventional
305	S2 Series	'72-'73	-	-	-	12N5.5-4A	450	EXC Racing	'03-'05	CTZ5S	-	-	-
	EX305-B GP	'83	-	-	CB9L-A2	-		EXC Racing	'09-'10	CTZ5S*	CTX5L-BS	-	-
	KZ305 CSR,LTD	'81-'88	-	-	CB10L-A2	-		SX-F, XC-F, XC-W	'09-'10	CTZ5S*	CTX5L-BS	-	-
250	EX250, Ninja 250R	'08-'10	-	CTX7A-BS	-	-	400	EXC Racing	'05-'09	CTZ5S*	-	-	-
	A1 Series	'66-'71	-	-	CB9-B*	12N9-4B-1		EXC Racing	'03-'05	CTZ5S	-	-	-
	EL250, HS	'88-'93	-	-	CB9L-A2	-		XC-W	'09-'10	CTZ7S*	CTX5L-BS	-	-
	EX250 Ninja	'95-'07	-	CTX7L-BS	-	-		E/XC Racing 4-Stroke	'00-'02	-	CTX4L-BS	-	-
	EX250 Ninja	'86-'94	-	-	CB9L-A2	-		E/XC Racing 4-Stroke (Opt)	'00-'02	CTZ7S*	CTX5L-BS	-	-
	F4 Series	'69-'70	-	-	-	12N5.5-4A		LC4 E/XC	'96-'98	-	CTX9-BS	-	-
	F8 Series	'71-'72	-	-	-	6N2-2A-3		RXC LC4	'96-'01	-	CTX9-BS	-	-
	F11 Series	'73-'75	-	-	-	6N4B-2A-3	250	EXC, Racing	'05-'10	CTZ7S*	CTX5L-BS	-	-
	KE250-B	'77-'79	-	-	-	6N6-1D-2		EXC, Racing	'03-'05	CTZ5S	-	-	-
	KH250-A	'76	-	-	-	12N5.5-4A		EXF	'05-'10	CTZ7S*	CTX5L-BS	-	-
	KL250 Super Sherpa	'00-'10	-	CTX7L-BS	-	-	KYMCO						
	KL250	'78-'84	-	-	-	6N6-1D-2	250	Venox250	'09-'10	-	CTX9-BS	-	-
	KL250-D KLR	'85-'05	-	-	CB4L-A	-	MOTO GUZZI						
	KLX250S	'06-'10	-	CTX7L-BS	-	-	1200	Norge	'09-'10	CTX20CH-BS	-	-	-
	KZ250 CSR, LTD	'80-'83	-	-	CB10L-A2*	12N10-3A-2		Sport, ABS	'09-'10	CTX20CH-BS	-	-	-
	S1 Series	'73-'75	-	-	-	12N5.5-4A		Breva 1200	'09-'10	CTX20CH-BS	-	-	-
200	KZ200-A	'78-'79	-	-	CB10L-B	-		Stervio	'09-'10	CTX20CH-BS	-	-	-
175	F7 Series	'71-'75	-	-	-	6N4-2A-5		1200 Sport	'09-'10	CTX20CH-BS	-	-	-
	KE175-B	'76-'78	-	-	-	6N6-1D-2		1100	1100 California (CA Only)	'03-'05	-	CTX15L-BS	-
125	BN125 Eliminator	'01-'10	-	-	CB9-B	-		1100 California, Special,					
	F6 Series	'71-'73	-	-	-	6N4-2A-5		Jackal, Breva, Griso	'05-'10	CTX20CH-BS	-	-	-
	KE125-A	'76-'83	-	-	-	6N6-1D-2		Stone, EV	'94-'05	CTX30L*	-	53030	-
	KS125-Series	'74-'75	-	-	-	6N6-1D-2		Quota 1100ES	'99-'02	-	CTX15L FA	-	-
120	C2SS RoadRunner	'67-'69	-	-	-	6N4-2A-3		Sport 1100i	'97-'99	-	CTX15L-BS	-	-
	C2TR RoadRunner	'67-'69	-	-	-	6N4-2A-3		V11 Bassa	'99-'00	CTX30L*	-	53030	-
100	G3SS Series	'75	-	-	-	6N4-2A-5		V11 EV	'98-'99	CTX30L*	-	53030	-
	G3TR Series	'71	-	-	-	6N4-2A-3**3		V11 Le Mans, Sport	'99-'05	-	CTX15L ^{FA}	-	-
	G4TR Series	'73-'75	-	-	-	6N4-2A-5		1064 California Classic, Vintage	'10	CTX20HL-BS*	CTX20L-BS	-	-
	G4TR Series	'70-'72	-	-	-	6N2-2A-3		1000 California III	'89-'93	CTX30L*	-	53030	-
	G5 Series	'74-'75	-	-	-	6N4-2A-5		Convert		CTX30L*	-	53030	-
	G5 Series	'72-'73	-	-	-	6N4-2A-3		Daytona		CTX30L*	-	53030	-
	KE100-A	'79-'81	-	-	-	6N6-1D-2		Le Mans		CTX30L*	-	53030	-
	KE100-A	'76-'78	-	-	-	6N4-2A-5		Mille		CTX30L*	-	53030	-
	KE100-B	'82-'01	-	-	-	6N6-1D-2		1000NT		CTX30L*	-	53030	-
	KE100-B	'76-'77	-	-	-	6N4-2A-5		Quota		CTX30L*	-	53030	-
	KM100-A	'79-'81	-	-	-	6N6-1D-2		VIO Centauro Sport, GT	'99-	-	CTX15L ^{FA}	-	-
	KM100-A	'76-'78	-	-	-	6N4-2A-5		936 Bellagio	'10	CTX20HL-BS*	CTX20L-BS	-	-
	KV100-A	'76	-	-	-	6N4-2A-5		850 Le Man		CTX30L*	-	53030	-
90	G3SS Series	'73-'74	-	-	-	6N4-2A-5		T3, T4, T5		CTX30L*	-	53030	-
	G3SS Series	'69-'72	-	-	-	6N4-2A-3**3		750 Breva 750	'04-'10	CTX14AHL-BS	-	-	-
	G3TR Series	'69-'70	-	-	-	6N4-2A-3**3		V7 Classic	'09-'10	CTX14AHL-BS	-	-	-
	MC1 Series	'73-'75	-	-	-	6N4-2A-5		Nevada		CTX20HL-BS*	CTX20L-BS*	CB18L-A	-
KTM								Nevada 750 Classic	'09'	CTX14AHL-BS	-	-	-
1090	RC8	'09-'10	CTZ14S	-	-	-		NTX		CTX20HL-BS*	CTX20L-BS*	CB18L-A	-
990	Super Duke	'03-'10	CTZ14S	-	-	-		Strada		CTX20HL-BS*	-	CB18L-A	-
	Supermoto	'09-'10	CTZ14S	-	-	-		V7		CTX30L*	-	53030	-
950	Superenduro	'09	CTZ14S	-	-	-		V75		CTX20HL-BS*	CTX20L-BS*	CB18L-A	-
	Supermoto	'09-'10	CTZ14S	-	-	-		650 NTX		CTX20HL-BS*	CTX20L-BS*	CB18L-A	-
	Adventure	'03-'10	CTZ14S	-	-	-		V65		CTX30L*	-	53030	-
690	Duke	'09-'10	CTZ10S	-	-	-		V65 Florida		CTX20HL-BS*	CTX20L-BS*	CB18L-A	-
	Supermoto	'09-'10	CTZ10S	-	-	-		500 Falcone		-	-	-	B38-6A
640	Adventurer, Duke,							Falcone u.t.		CTX20HL-BS*	CTX20L-BS*	CB18L-A	-
	RXC LC4 Super Moto	'99-'02	-	CTX9-BS	-	-		V50		CTX30L*	-	53030	-
	Duke II, LC4, Adventure	'03-'08	CTZ10S	-	-	-	MuZ						
625	SMC, SXC	'03-'09	CTZ10S	-	-	-	660	Skorpion	'95-'01	-	-	CB9L-A2	-
620	Adventure, Duke, LC4	'96-'98	-	CTX9-BS	-	-	125	All Models	All Years	-	-	CB9L-A2	-
530	EXC, Racing	'03-'05	CTZ5S	-	-	-	MV AGUSTA						
	EXC, Racing	'05-'09	CTZ7S*	CTX5L-BS	-	-	1000	F4	'05-'08	CTZ10S	-	-	-
	XC-W	'09-'10	CTZ7S*	CTX5L-BS	-	-		Brutale 1078RR	'09-'10	CTZ10S	-	-	-
525	EXC Racing	'03	CTZ5S	-	-	-	910	Brutale	'06-'09	CTZ10S	-	-	-
	MX Desert Racing	'03	CTZ7S*	CTX5L-BS	-	-	750	F4, Brutale	'00-'08	CTZ10S	-	-	-
	MXC Racing	'03	CTZ7S*	CTX5L-BS	-	-	NORTON						
520	E/XC, M/XC Racing 4-Stroke	'00-'02	-	CTX4L-BS	-	-	850	Commando, Commando (75)		CTX14AHL-BS*	-	CB14L-A2	-
	E/XC, M/XC Racing 4-Stroke (Opt)	'00-'02	CTZ7S*	CTX5L-BS	-	-							

* See Battery Upgrade Cross Reference on page 2.

** G3SS and G3TR models having the engine production #235611 and above use a 6N4-2A-5 battery.

^{FA} Must use Factory Activated Battery.

MOTORCYCLE

cc	Model	Year	High Performance Maintenance Free	Maintenance Free VRLA	Heavy Duty	Conventional	cc	Model	Year	High Performance Maintenance Free	Maintenance Free VRLA	Heavy Duty	Conventional	
750	Ranger Commando		-	-	CB9-B*	12N9-4B-1		GSX1300R Hayabusa	'99-'07	-	CT12A-BS	-	-	
350	Navigator		-	-	-	6N11A-1B		GSX1300R, Z Hayabusa	'08-'10	-	CTX12-BS	-	-	
PIAGGIO (See-Scooter)								1250	GSF1250S, A Bandit	'07-'10	-	CT12A-BS	-	-
	APE CAR, MP, MPR, P602		CTX30L*	-	53030	-	1200	GSF1200, S Bandit	'97-'05	-	CTX12-BS	-	-	
	Ape 50 FL	'93	-	-	CB9-B	-		GV1200GL Madura	'85-'86	CTX14AHL-BS*	-	CB14L-B2	-	
	Boxer, Bravo, Ciao		-	-	-	B39-6	1150	GS1150E, S	'83-'86	-	-	SCB14L-B2	-	
	Cosa 2		-	-	CB7-A	-	1100	GS1100S, Katana	'81-'01	-	-	SCB14L-A2	-	
	Cosa CLX 125 (c/avv.)		-	-	CB7-A	-		GS1100E, S	'80-'83	-	-	SCB14L-A2	-	
	Cosa CLX 150 (c/avv.)		-	-	CB7-A	-		GS1100G, K, L, Katana	'82-'84	CTX14AHL-BS*	-	CB14L-A2	-	
	Cosa CLX 200 (c/avv.)		-	-	CB7-A	-		GSX-R1100	'86-'92	CTX14AHL-BS*	-	CB14L-A2	-	
	Free		-	-	CB4L-B	-		GSX-R1100 W	'93-'98	-	CTX12-BS	-	-	
	Hexagon 125/150		-	-	CB9-B	-		GSX1100F Katana	'88-'93	CTX14AHL-BS*	-	CB14L-B2	-	
	NRG 50		-	-	CB4L-B	-		GSX1100G	'91-'93	CTX14H-BS*	CTX14-BS	-	-	
	P125ETES, P125TS		-	-	CB7-A*	12N7-4A	1000	DL 1000 V-Strom	'02-'10	CTX14H-BS*	CTX14-BS	-	-	
	P200E (c/avv.)		-	-	CB9-B	-		GS1000	'78-'82	CTX14AHL-BS*	-	CB14L-A2	-	
	PK50, PK50-C.A., PK50N, PK50XL		-	-	CB7-A*	12N7-4A		GSX-R1000	'01-'04	-	CTX12-BS	-	-	
	PK80S-C.A.		-	-	CB7-A*	12N7-4A		GSX-R1000	'05-'10	-	CT12A-BS	-	-	
	PK125FL, PK125SS, PK125XL		-	-	CB7-A*	12N7-4A		SV1000, S	'03-'07	CTX14H-BS*	CTX14-BS	-	-	
	PX125		-	-	CB9-B	-	900	RF900, R, S, ZS	'94-'97	-	CTX9-BS	-	-	
	PX125+80E		-	-	-	12N5.5-3B	850	GS850G, GL	'79-'83	CTX14AHL-BS*	-	CB14L-A2	-	
	PX125+80E-AREC		-	-	-	12N5.5-3B	800	VL800 Intruder Volusia, Boulevard C50, T, M50	'01-'10	-	CTX12-BS	-	-	
	PX125+80E-ARC		-	-	CB9-B	-		VS800 GL, S Intruder, S50	'92-'10	-	-	CB16B-A1	-	
	PX125T5		-	-	CB9-B	-		VX800	'90-'93	-	-	CB16B-A	-	
	PX150E		-	-	CB9-B	-		VZ800 Marauder	'97-'08	-	CTX12-BS	-	-	
	PX150E-ARC		-	-	CB9-B	-	750	GS750, Katana	'77-'83	CTX14AHL-BS*	-	CB14L-A2	-	
	PX200-ARC		-	-	CB9-B	-		GSX750F Katana	'98-'06	-	CTX9-BS	-	-	
	PX200E-ARC		-	-	-	12N5.5-3B		GSX750F Katana	'89-'97	CTX14AHL-BS*	-	CB14L-B2	-	
	PX200GS		-	-	CB9-B	-		GSX-R750	'00-'10	-	CT12A-BS	-	-	
	Quartz, Sactto, Sfera 50, Sfera 80, Skipper 125/150		-	-	CB4L-B	-		GSX-R750	'96-'99	-	CTX9-BS	-	-	
	Vespa 50 Elestart		-	-	-	6N11A-1B (x2pcs.)		GSX-R750	'86-'92	CTX14AHL-BS*	-	CB14L-A2	-	
	Vespa 125 Sprint		-	-	-	B39-6		GSXR750W	'94-'95	-	CTX9-BS	-	-	
	Vespa 150 GL		-	-	-	B39-6		GSXR750W	'93	-	CTX12-BS	-	-	
	Vespa PK 50 FL/FL2 (c/avv.)		-	-	CB7-A	-		GT750 LeMans	'72-'77	CTX14AHL-BS*	-	CB14L-A2	-	
	Zip - Zip (Fast Rider)		-	-	CB4L-B	-	700	VS750GLP Intruder	'88-'91	-	-	CB16B-A1	-	
POLARIS VICTORY								GS700E, GS700ES	'85	CTX14AHL-BS*	-	CB14L-A2	-	
	1731 Vegas, Jackpot, Hammer, Ness, Vision	'08-'10	CTX20HL-BS	-	-	-		GV700GL Madura	'85	CTX14AHL-BS*	-	CB14L-B2	-	
	1634 Vegas, Kingpin, Hammer	'06-'10	CTX20HL-BS	-	-	-	650	VS700GL Intruder	'85-'87	-	-	CB16B-A1	-	
	1507 Vegas, Kingpin, Hammer	'03-'05	CTX20HL-BS*	CTX20L-S	-	-		DL650 V-Strom	'04-'10	-	CTX12-BS	-	-	
	V92TC Touring Cruiser	'02-'06	CTX20HL-BS*	CTX20L-S	-	-		DR650S ER, ES	'94-'95	-	CTX12-BS	-	-	
	V92SC Sport Cruiser	'00-'01	CTX20HL-BS*	CTX20L-S	-	-		DR650S N, P	'92-'93	-	CTX4L-BS	-	-	
	V92C, DC Classic, Deluxe Cruiser	'98-'04	CTX20HL-BS*	CTX20L-S	-	-		DR650S	'90-'91	-	-	CB5L-B*	12N5-3B	
								DR650SE	'98-'10	-	CTX9-BS	-	-	
								DR650SE (CN)	'96-'97	-	CTX9-BS	-	-	
								DR650SE	'96-'97	-	-	CB10L-B2	-	
								GR650 Tempter, X	'83	CTX14AHL-BS*	-	CB14L-A2	-	
								GS650E	'81-'82	-	-	CB10L-A2	-	
								GS650 (All)	'81-'83	CTX14AHL-BS*	-	CB14L-A2	-	
								GSX650F	'08-'10	-	CTX9-BS	-	-	
								LS650 Savage, S40	'86-'08	CTX14AHL-BS*	-	CB14L-A2	-	
								SV650	'99-'02	-	CT12A-BS	-	-	
								SV650, S, A, SA	'03-'08	-	CTX12-BS	-	-	
								SV650, S	'09-'10	-	CTX12-BS	-	-	
								XN85 Turbo	'83	CTX14AHL-BS*	-	CB14L-B2	-	
								GSF600S Bandit	'96-'03	-	CTX9-BS	-	-	
								GSX-R600	'97-'10	-	CTX9-BS	-	-	
								GSX-R600W	'92-'93	-	CTX9-BS	-	-	
								GSX600F Katana	'98-'06	-	CTX9-BS	-	-	
								GSX600F Katana	'88-'97	-	-	CB10L-B2	-	
								SP600	'85	-	-	CB5L-B*	12N5-3B	
								RF600R, S	'94-'96	-	CTX9-BS	-	-	
								GS550E, L, M, TX	'77-'82	-	-	CB10L-A2	-	
								GS550E, ES, L	'83-'86	-	-	CB10L-B	-	
								GT550 Indy	'72-'77	-	-	-	12N11-3A-1	
								GS500, F	'01-'10	-	-	CB10L-B2	-	
								GS500E	'89-'00	-	-	CB10L-B2	-	

* See Battery Upgrade Cross Reference on page 2.

FA Must use Factory Activated Battery.

MOTORCYCLE

cc	Model	Year	High Performance Maintenance Free	Maintenance Free VRLA	Heavy Duty	Conventional	cc	Model	Year	High Performance Maintenance Free	Maintenance Free VRLA	Heavy Duty	Conventional	
450	GT500 Titan	'76-'77	-	-	CB7-A*	12N7-4A	80	Model K10, Model K10P	'68	-	-	-	6N4-2A	
	SP500	'81-'83	-	-	-	6N4B-2A		Sport 80 (Models K11 & K11P)	'68	-	-	-	6N4-2A	
	T500 Titan	'68-'75	-	-	CB7-A*	12N7-4A		Trail 80 (Models K15 & K15P)	'68	-	-	-	6N4-2A	
	GS450	'83-'88	-	-	CB12B-B2	-		75	TS75 Colt	'75-'77	-	-	-	6N4-2A
	GS450	'80-'82	-	-	CB10L-A2	-		70	DR-Z70	'08-'09	-	CT4B-BS	-	-
	GS425, GS425E, L	'79	-	-	CB10L-A2	-		55	Model 31	'68	-	-	-	6N2-2A-4
	DR-Z400, E, S	'00-'10	-	CT7B-BS	-	-		50	AC50, AS50	'71	-	-	-	6N4-2A
	GN400T, X	'80-'82	-	-	-	6N4B-2A		OR50	'79-'80	-	-	-	-	6N4B-2A
	GS400	'77-'78	-	-	CB10L-A2	-		Sport 50 (Model M12)		'68	-	-	-	6N4-2A
	GS400X	'77-'78	-	-	CB7-A*	12N7-4A		TS50	'74	-	-	-	-	6N4-2A
GSF400 Bandit	'91-'93	-	CTX9-BS	-	-	TRIUMPH								
SP400	'80	-	-	-	6N4B-2A	2300	Rocket 3	'03-'10	CTX20HL-BS*	CTX20L-BS	-	-		
TS400 Apache	'76-'77	-	-	-	6N4B-2A	1600	Thunderbird	'10	CTX20HL-BS*	CTX20L-BS	-	-		
TS400 Apache	'72-'75	-	-	CB5L-B*	12N5-3B	1200	Trophy	'00-'04	CTX14H-BS*	CTX14-BS	-	-		
GT380 Sebring	'72-'77	-	-	CB7-A*	12N7-4A	All Other Models		'93-'99	CTX14AHL-BS*	-	-	-		
SP370	'78-'79	-	-	-	6N4B-2A	1050	Speed Triple	'05-'10	-	CTX12-BS	-	-		
DR350S	'90-'96	-	CTX4L-BS	-	-	Sprint ST		'05-'10	-	CTX12-BS ^{FA}	-	-		
DR350SE	'94-'99	-	CTX7L-BS	-	-	Speed Triple		'05-'10	-	CTX12-BS	-	-		
T350 Series	'79	-	-	CB5L-B*	12N5-3B	Tiger		'07-'10	-	CTX12-BS	-	-		
Scramble TC305	'69	-	-	CB5L-B*	12N5-3B	1000	Daytona	'92-'93	CTX14AHL-BS*	-	-	-		
T305	'69	-	-	CB5L-B*	12N5-3B	955	Daytona 955i, Speed Triple,	-	-	-	-	-		
GS300L	'82-'85	-	-	CB12B-B2	-	Sprint ST		'99-'04	CTX14H-BS*	CTX14-BS	-	-		
DR250S	'90-'92	-	CTX4L-BS	-	-	Sprint RS		'00-'04	CTX14H-BS*	CTX14-BS	-	-		
DR250S EP,ER,ES	'93-'95	-	CTX7L-BS	-	-	Tiger		'02-'06	CTX14H-BS*	CTX14-BS	-	-		
DR-Z250	'01-'07	CTZ7S	-	-	-	All Other Models		'96-'97	CTX14AHL-BS	-	-	-		
GN250	'82-'88	-	-	CB10L-A2	-	900	Scrambler, Bonneville	'06-'07	-	CTX12-BS	-	-		
GS250T	'80-'81	-	-	CB10L-A2	-	T90		-	-	-	-	6N11A-1B		
GT250 Hustler	'73-'77	-	-	CB5L-B*	12N5-3B	Tiger		'99-'01	CTX14AHL-BS*	CTX14-BS	-	-		
GZ250	'99-'10	-	CTX7L-BS	-	-	Thrupton		'03-'10	-	CTX12-BS	-	-		
Model T20	'69	-	-	CB5L-B*	12N5-3B	Thunderbird		'02-'03	CTX14AHL-BS	-	-	-		
SP250	'82-'85	-	-	-	6N4B-2A	All Other Models		'91-'01	CTX14AHL-BS	-	-	-		
Scrambler TC250	'69	-	-	CB5L-B*	12N5-3B	865	America	'09-'10	-	CTX12-BS	-	-		
T250, T250-II, T250J, T250R	'72	-	-	CB5L-B*	12N5-3B	Bonneville T100, SE		'09-'10	-	CTX12-BS	-	-		
TS250 Savage	'73-'81	-	-	-	6N4B-2A	Scrambler		'09-'10	-	CTX12-BS	-	-		
TS250 Savage	'69-'72	-	-	-	6N2-2A-4	Speedmaster		'09-'10	-	CTX12-BS	-	-		
TU250X	'09-'10	-	CTX7L-BS	-	-	800	Bonneville	'01-'05	-	CTX12-BS	-	-		
DR200SE	'96-'08	-	CTX7L-BS	-	-	Speedmaster		'03-'05	-	CTX12-BS	-	-		
SP200	'86-'88	-	-	CB4L-B	-	750	Bonneville, Tiger	-	-	-	CB9-B	12N9-4B-1		
T200, TC200	-	-	-	CB5L-B*	12N5-3B	T150 Trident		-	-	-	CB7L-B	12N7-3B		
GT185 Adventurer	'73-'77	-	-	-	12N11-3A-1	All Other Models		'93-'97	CTX14AHL-BS	-	-	-		
TC185 Ranger	'74-'77	-	-	-	12N11-3A-1	675	Daytona 675	'06-'10	-	CT7B-BS	-	-		
TS185 Sierra	'77-'81	-	-	-	6N4B-2A	Street Triple		'09-'10	-	CTX9-BS	-	-		
TS185 Sierra	'71-'76	-	-	-	6N4-2A	650	T120 Bonneville	-	-	-	-	-		
DR125, SE, SES	'94-'96	-	CTX7L-BS	-	-	600	600 (12V)	-	-	-	-	-		
GN125, E	'91-'96	-	-	CB7-A	-	6T, T20B		-	-	-	-	-		
GN125, E	'82-'83	-	-	CB7-A	-	Daytona 600/650, Speed Four		'03-'05	-	CTX9-BS	-	-		
RV125 SE, R	'94	-	CTX7L-BS	-	-	TT600		'00-'03	-	CTX12-BS	-	-		
RV125 Tracker	'73-'77	-	-	-	6N4-2A	500	500 (12V)	-	-	-	-	B39-6 (x 2 pcs.)		
SP125	'86-'88	-	-	-	6N4-2A	5TA, TR5A/R		-	-	-	-	6N11A-1B		
SP125	'82-'83	-	-	-	6N4B-2A	350	350 (6V)	-	-	-	-	6N11A-1B		
TC125 Prospector	'73-'77	-	-	-	6N4B-2A	350 (12V)		-	-	-	-	B39-6 (x 2 pcs.)		
TS125 Duster	'71-'81	-	-	-	6N4-2A	350 3TA, Twenty One		-	-	-	-	B38-6A		
B120P	-	-	-	-	6N4-2A	250	Tigress (6V)	-	-	-	-	6N11A-1B		
TC120, TC120-II, TC120R	'71	-	-	-	6N4B-2A	Tigress(12V)		-	-	-	-	6N11A-1B (x 2 pcs.)		
B105P	-	-	-	-	6N4-2A	200	Tiger	-	-	-	-	6N11A-1B		
A100 Go-fer	'76-'77	-	-	-	6N4-2A	173	Tigress	-	-	-	-	6N11A-1B		
A100 Go-fer	'69	-	-	-	6N4-2A	YAMAHA								
B100P	-	-	-	-	6N4-2A	1854	Roadliner, Raider, Stratoliner	'06-'10	-	CT14B-BS	-	-		
SP100	'83	-	-	-	6N4B-2A	1700	VMAX	'09-'10	CTZ14S	-	-	-		
Scrambler AC100	'69	-	-	-	6N4-2A	XV1700A Road Star, Silverado		'04-'07	CTX20HL-BS*	CTX20L-BS	-	-		
Sport AS100	'69	-	-	-	6N4B-2	XV1700P Road Star Warrior		'02-'08	-	CT14B-BS	-	-		
TC100 Blazer	'73-'77	-	-	-	6N2-2A-4	XV17AT Road Star, Silverado		'08-'10	-	CT14B-BS	-	-		
TS100 Honcho	'78-'81	-	-	-	6N4-2A	MT-01(EU)		'05-'10	-	CT14B-BS	-	-		
TS100 Honcho	'73-'77	-	-	-	6N2-2A-4	YAMAHA								
RV90 Rover	'73-'77	-	-	-	6N4-2A	YAMAHA								
RV90 Rover	'72	-	-	-	6N2-2A-4	YAMAHA								
TC90	-	-	-	-	6N2-2A-4	YAMAHA								
TC90J, TC90R	-	-	-	-	6N2-2A-4	YAMAHA								

* See Battery Upgrade Cross Reference on page 2.
^{FA} Must use Factory Activated Battery.

MOTORCYCLE

X

cc	Model	Year	High Performance Maintenance Free	Maintenance Free VRLA	Heavy Duty	Conventional	cc	Model	Year	High Performance Maintenance Free	Maintenance Free VRLA	Heavy Duty	Conventional
1600	XV1600 Road Star	'99-'03	CTX20HL-BS*	CTX20L-BS	-	-	550	XJ550 Maxim, R Seca	'81-'83	-	-	CB12A-A*	12N12A-4A-1
1300	FJR1300, A	'03-'10	-	CT14B-BS	-	-		XT550	'82-'83	-	-	CB5L-B*	12N5-3B
	XVZ13 Royal Star/Venture (All)	'96-'10	CTX20HL-BS*	CTX20L-BS	-	-		XZ550R Vision	'82-'83	CTX14AHL-BS*	-	CB14L-A2	-
	XVZ13 Venture/Royale	'86-'93	CTX24HL-BS*	-	SC50-N18L-AT	-	535	XV535 Virago	'87-'99	-	-	CB12AL-A2	-
	XJR1300(EU)	'07-'10	CTZ14S	-	-	-	500	SR500	'78-'99	-	-	CB7L-B	12N7-3B
	XVS13AY V Star 1300	'09-'10	CTX20HL-BS*	CTX20L-BS	-	-		TX500	'73-'74	CTX14AHL-BS*	-	CB14L-A2*	12N14-3A
1200	FJ1200 (All)	'91-'93	CTX14H-BS*	CTX14-BS	-	-		X5500	'75-'78	CTX14AHL-BS*	-	CB14L-A2*	12N14-3A
	FJ1200	'86-'90	CTX14AHL-BS*	-	CB14L-A2	-		XT500	'76-'81	-	-	-	6N6-3B-1
	VMX12 V-Max	'85-'07	-	-	CB16AL-A2	-		XV500 Virago	'83	-	-	CB12A-A*	12N12A-4A-1
	XVZ12 Venture/Royale	'83-'85	CTX24HL-BS*	-	SC50-N18L-AT	-	450	WR450F	'03-'07	CTZ7S	-	-	-
1100	FJ1100	'84-'85	CTX14AHL-BS*	-	CB14L-A2	-	400	DT400 Enduro	'77-'78	-	-	-	6N6-3B-1
	XJ1100 Maxim	'82	CTX24HL-BS*	-	SC50-N18L-AT	-		DT400 Enduro	'75-'76	-	-	-	6N4B-2A-3
	XS1100 (All)	'78-'81	CTX24HL-BS*	-	C50-N18L-A-LM*	C50-N18L-A		FZR400 (All)	'88-'90	-	-	CB12AL-A2	-
	XV1100 Virago (All)	'86-'99	CTX24HL-BS*	-	C50-N18L-A-LM*	C50-N18L-A		RD400	'76-'79	-	-	-	12N5.5A-3B
	XVS1100 V-Star (All)	'99-'10	-	CT14B-4	-	-		XS400 (All)	'80-'83	-	-	CB12A-A*	12N12A-4A-1
1000	FZR1000	'91-'95	CTX14H-BS*	CTX14-BS	-	-		SR400	'78-'00	-	-	CB7L-B	12N7-3B-1
	FZR1000	'87-'90	CTX14AHL-BS	-	CB14L-A2	-		SR400	'01-'09	-	CT4B-BS	-	-
	FZS1000 FZ1	'06-'10	-	-	-	-		SR400	'10	-	CT4B-BS	-	-
	FZS1000 FZ1	'01-'05	-	CT14B-4	-	-	360	DT360 Enduro	'74	-	-	-	6N4B-2A-3
	GTS1000	'93-'94	CTX14H-BS*	CTX14-BS	-	-		RT1, RT1B 360 Enduro	'70-'71	-	-	-	6N2-2A-3
	XV1000 Virago	'84-'85	CTX24HL-BS*	-	C50-N18L-A-LM*	C50-N18L-A		RT2, RT3 360 Enduro	'72-'73	-	-	-	6N4-2A-5
	YZF-R1	'99-'03	-	CT12B-BS	-	-		XS360	'76-'78	-	-	CB12A-A*	12N12A-4A-1
	YZF-R1	'04-'10	CTZ10S	-	-	-		XS360-2	'77	-	-	CB7L-B*	12N7-3B
	YZF1000R	'97	CTX14H-BS*	CTX14-BS	-	-	350	BW350 Big Wheel	'87-'88	-	-	CB12B-B2	-
950	XVS95CT,Y V Star 950	'09-'10	CTZ14S	-	-	-		R3	'69	-	-	CB5L-B*	12N5-3B
920	XV920 Virago	'82	CTX24HL-BS*	-	SC50-N18L-AT	-		R5,R5B, R5C	'70-'72	-	-	-	12N5.5A-3B
	XV920M Midnight Virago	'83	CTX24HL-BS*	-	C50-N18L-A-LM	C50-N18L-A		RD350	'73-'75	-	-	-	12N5.5A-3B
	XV920R Virago	'81-'83	CTX24HL-BS*	-	C50-N18L-A-LM	C50-N18L-A		RZ350	'84-'85	-	-	-	12N5.5-3B
900	XJ900R Seca	'83	CTX14AHL-BS*	-	CB14L-A2	-		XT350	'85-'00	-	-	CB3L-B	-
	TDM800(EU)	'10	-	CTX12-BS	-	-		YR2/C	'68	-	-	-	12N5.5-3B
850	TDM850	'92-'93	-	CTX12-BS	-	-	250	DS6B, DS6C	'69-'70	-	-	CB5L-B	12N5-3B
	TRX850	'95-'99	-	CTX12-BS	-	-		DS7	'72	-	-	-	12N5.5A-3B
	XS850 (All)	'80-'81	CTX14AHL-BS*	-	CB14L-A2	-		DT1 250 Enduro	'68	-	-	-	6N2-2A-3
750	FZ750,FZR750	'85-'88	CTX14AHL-BS*	-	CB14L-A2	-		DT1B, DT1C, DT1E 250 Enduro	'69-'71	-	-	-	6N2-2A-3
	TX750	'73-'74	CTX20HL-BS*	CTX20L-BS*	CB16L-B	-		DT2 250 Enduro	'72	-	-	-	6N4-2A-5
	XJ750 Maxim	'82-'83	-	-	SCB14L-A2	-		DT250 Enduro	'77-'79	-	-	-	6N6-3B-1
	XJ750M Midnight Maxim	'83	CTX14AHL-BS*	-	CB14L-A2	-		DT250 Enduro	'74-'76	-	-	-	6N4B-2A-3
	XJ750R Seca	'81-'83	-	-	SCB14L-A2	-		DT3 250 Enduro	'73	-	-	-	6N4-2A-5
	XS750 (All)	'77-'79	CTX14AHL-BS*	-	CB14L-A2	12N14-3A		RD 250	'73-'75	-	-	-	12N5.5A-3B
	XV750 Virago (All)	'81-'96	-	-	CB16AL-A2	-		SR250 Exciter	'80-'82	-	-	CB12A-A	12N12A-4A-1
	YZF750R	'94-'98	-	CTX12-BS	-	-		SRX250	'87	-	-	CB12A-A	12N12A-4A-1
	YZF-R7	'99	-	CT9B-BS	-	-		TTR250	'99-'06	-	CT7B-BS	-	-
700	FZ700, Fazer	'86-'87	CTX14AHL-BS*	-	CB14L-A2	-		WR250X, R	'08-'10	CTZ7S	-	-	-
	XJ700 Maxim, XJ700X	'85-'86	CTX14AHL-BS*	-	CB14L-A2	-		WR250F	'08-'09	CTZ7S	-	-	-
	XV700 Virago	'84-'87	-	-	CB16AL-A2	-		WR250F	'03-'07	CTZ7S*	CTX5L-BS	-	-
660	XT660X,R,Z (EU)	'04-'10	-	CT9B-BS	-	-		XT250	'08-'09	CTZ7S	-	-	-
	MT-03 (EU)	'06-'10	-	CT9B-BS	-	-		XT250	'84	-	-	CB3L-B	-
650	TX650	'74	CTX14AHL-BS*	-	CB14L-A2	12N14-3A		XT250	'80-'83	-	-	-	6N6-3B-1
	TX650	'73	-	-	CB12A-A*	12N12A-4A-1		XV250 Virago	'95-'03	-	-	CB10L-A2*	12N10-3A-2
	XJ650 (All)	'80-'83	-	-	CB12A-A*	12N12A-4A-1		XV250 Route 66	'88-'90	-	-	CB10L-A2*	12N10-3A-2
	XS1	'70-'71	-	-	-	12N5.5-3B		XV250YCR V Star 250	'09-'10	-	-	CB10L-A2*	12N10-3A-2
	XS2	'72	-	-	CB12A-A*	12N12A-4A-1		Tricker	'10	CTZ7S	-	-	-
	XS650	'75-'83	CTX14AHL-BS*	-	CB14L-A2*	12N14-3A	230	TTR230E	'06-'07	CTZ7S*	CTX5L-BS	-	-
	XVS650 V-Star (All)	'98-'09	-	CT12B-BS	-	-	225	TTR225	'99-'05	-	-	CB7B-B	-
600	FJ600	'84-'85	-	-	CB12A-A*	12N12A-4A-1		XT225	'01-'07	CTZ7S	-	-	-
	FZ6	'05-'10	-	CT12B-BS	-	-		XT225 Serow	'92-'00	-	CTX7L-BS	-	-
	FZ600	'86-'88	-	-	CB12A-A*	12N12A-4A-1	200	BW200E Big Wheel	'86-'88	-	-	CB7C-A	-
	FZR600/R	'89-'99	-	-	CB12AL-A2	-		(Electric Start)	'70-'71	-	-	CB9L-A2	-
	SRX600	'86	-	-	CB5L-B*	12N5-3B		CS3B,CS3C	'72	-	-	CB9L-A2	-
	XJ600S Seca II	'92-'98	-	CTX9-BS	-	-		CS5	'74-'76	-	-	CB9L-A2	-
	XT600	'84-'89	-	-	CB5L-B	-		RD200	'87-'10	-	-	CB7C-A	-
	XT600E	'90-'95	-	CTX9-BS	-	-		TW200	'82-'83	-	-	-	6N4A-4D
	YX600 Radian	'86-'90	-	-	CB12A-A*	12N12A-4A-1		YCS1	'68	-	-	CB9L-A2	-
	YZF-R6 (excl. R6S)	'06-'10	CTZ10S	-	-	-		SR185 Exciter	'81-'82	-	-	CB7L-B	-
	YZF-R6, R6S	'01-'07	-	CT9B-BS	-	-	185	CT1,CT1B,CT1C 175 Enduro	'69-'71	-	-	-	6N2-2A-3
	YZF-R6	'99-'00	-	CT12B-BS	-	-	175	CT2,CT3 175 Enduro	'72-'73	-	-	-	6N4A-4D
	YZF600R	'95-'07	-	CTX12-BS	-	-		DT175 Enduro	'78-'81	-	-	-	6N6-3B-1
	XJ6, Deversion (EU)	'10	-	CT12B-BS	-	-				-	-	-	-

* See Battery Upgrade Cross Reference on page 2.

FA Must use Factory Activated Battery.

X

MOTORCYCLE

cc	Model	Year	High Performance Maintenance Free	Maintenance Free VRLA	Heavy Duty	Conventional	cc	Model	Year	High Performance Maintenance Free	Maintenance Free VRLA	Heavy Duty	Conventional
125	DT175 Enduro	'74-'76	-	-	-	6N4B-2A-3	80	TTR90E Electric Start	'03-'07	-	CT4B-BS	-	-
	AS2C	'69	-	-	-	12N5.5-3B		DT80 Mini Enduro	'81-'83	-	-	-	6N4A-2A-5
	AT1E, AT1B, AT1C 125 Enduro	'69-'71	-	-	CB7L-B*	12N7-3B		G6S, G6SB	'70-'71	-	-	-	6N4A-4D
	AT2, AT3 125 Enduro	'72-'73	-	-	CB7L-B*	12N7-3B		G7S	'72	-	-	-	6N4A-4D
	DT125 Enduro	'74-'81	-	-	CB7L-B*	12N7-3B		GT1 Mini Enduro	'73	-	-	-	6N4A-2A-5
	RD125	'75-'76	-	-	-	12N5.5A-3B		GT80 Mini Enduro	'74-'80	-	-	-	6N4-2A-5
	TTR125E/LE Electric Start	'03-'07	-	CTX4L-BS	-	-		LB80 Chappy	'76-'78	-	-	-	6N4-2A-5
	XT125	'82-'83	-	-	-	6N4A-4D		YG1	'62-'66	-	-	-	6N4A-4D
	YA6	'64-'66	-	-	CB10L-B	-		YG5T, YG5S	'68-'69	-	-	CB7L-B*	12N7-3B
	YAS1/C	'68	-	-	-	12N5.5-3B		JT2 Mini Enduro	'72	-	-	-	6N2-2A-3
100	DT100 Enduro	'77-'83	-	-	-	6N4-2A-5	RD60	'73-'75	-	-	-	6N4A-4D	
	DT100 Enduro	'74-'76	-	-	-	6N4B-2A-3	DT50 Enduro	'88-'90	-	-	-	6N4B-2A-3	
	L5T, L5TA	'69-'70	-	-	CB7L-B*	12N7-3B	LB50P Chappy	'78-'82	-	-	-	6N4-2A-5	
	LS2	'72	-	-	-	12N5.5A-3B	LC50 Champ	'80-'81	-	-	-	6N4-2A-5	
	LT2, LT3 100 Enduro	'72-'73	-	-	-	6N4A-4D	MJ50 Towny	'82	-	-	-	6N4-2A-5	
	RS100	'75-'76	-	-	-	6N4A-4D	QT50 Yamahopper	'79-'87	-	-	-	6N4-2A-5	
	YL2C/CM	'68	-	-	CB7L-B*	12N7-3B	RX50 Special	'83-'84	-	-	-	6N4-2A-5	
	HS1, HS1B	'70-'71	-	-	-	12N5.5-3B	TTR50E	'06-'07	-	CT4B-BS	-	-	
HT1, HT1B 90 Enduro	'70-'71	-	-	-	6N2-2A-3	YSR50	'87-'92	-	-	-	6N4-2A-5		

HARLEY-DAVIDSON

cc	Model	Year	High Performance Maintenance Free	Maintenance Free VRLA	Heavy Duty	Conventional	V-Twin/Super Crank
1803	CVO FLH (Touring)	'-10	CTX30L	-	-	-	HTX30L
	CVO FXD Fat Bob (Dyna)	'-10	CTX20HL-BS*	CTX20L-BS	-	-	HTX20L
	CVO FLST (Softail)	'-10	CTX20HL-BS*	CTX20L-BS	-	-	HTX20L
1690	FLHTK (Touring)	'-10	CTX30L	-	-	-	HTX30L
1584	FXD Series (Dyna)	'07-'10	CTX20HL-BS*	CTX20L-BS	-	-	HTX20L
	FXST, FLST Series (Softail)	'07-'10	CTX20HL-BS*	CTX20L-BS	-	-	HTX20L
	FL, FLH Series (Touring)	'07-'10	CTX30L	-	-	-	HTX30L
1450	FXD Series (Dyna)	'99-'06	CTX20HL-BS*	CTX20L-BS	-	-	HTX20L
	FXST, FLST Series (Softail)	'00-'06	CTX20HL-BS*	CTX20L-BS	-	-	HTX20L
	FL, FLH Series (Touring)	'00-'06	CTX30L	-	-	-	HTX30L
1340	FL, FLH Series (Touring)	'99	CTX30L*	-	CB30L-B	-	HTX30L
	FXD/FXST Series (Dyna)	'97-'99	CTX20HL-BS*	CTX20L-BS	-	-	HTX20L
	FXD/FXST Series (Dyna)	'91-'96	CTX20HL-BS*	CTX20L-BS	CB16HL-A-LM	-	HTX16L/HTX20L
	FX/FXR Series	'79-'94	CTX20H-BS*	CTX20-BS*	CB16-B-LM*	CB16-B	HTX16
	FXR Series	'99-'00	CTX20H-BS*	CTX20-BS*	CB16-B-LM*	CB16-B	HTX16
	FLST Series (Softail)	'97-'99	CTX20HL-BS*	CTX20L-BS	-	-	HTX20L
	FLST Series (Softail)	'91-'96	CTX20HL-BS*	CTX20L-BS*	CB16HL-A-LM	-	HTX16L/HTX20L
	FXST/FLST Series (Softail)	'84-'90	CTX20H-BS*	CTX20-BS*	CB16-B-LM	CB16-B	HTX16
	FL, FLH Series (Touring)	'80-'96	CTX24HL-BS*	-	C50-N18L-A-LM	-	HTX24L
	FL, FLH Series (Touring)	'97-'98	CTX30L*	-	CB30L-B	-	HTX30L
	FL, FLH Series (Touring)	'78-'84	-	-	-	CHD-12	HTCHD-12
	1250	VRSC V-Rod	'08-'10	-	CTX20L-BS ^{FA}	-	-
1200	XL, XLH (Sportster)	'04-'10	-	CTX14L-BS	-	-	HTX14L
	XL, XLH (Sportster)	'97-'03	CTX20HL-BS	CTX20L-BS	-	-	HTX20L
	XL, XLH (Sportster)	'87-'96	CTX20H-BS*	CTX20-BS*	CB16-B-LM	-	HTX16
	FX Series (Electric Start)	'71-'78	CTX20H-BS*	CTX20-BS*	CB16-B-LM	CB16-B	HTX16
	FX Series (Kick Start)	'71-'72	-	-	CB7-A	12N7-4A	HTX7A
	FL/FLH Series (Touring)	'65-'77	-	-	-	CHD-12	HTCHD-12
	VRSC V-Rod	'02-'07	CTX14H-BS ^{FA}	CTX14-BS ^{FA}	-	-	HTX14
	XL Series (Sportster)	'87-'93	CTX20H-BS*	CTX20-BS*	CB16-B-LM*	CB16-B	HTX16
1000	XL Series (Sportster)	'79-'85	CTX20H-BS*	CTX20-BS*	CB16-B-LM*	CB16-B	HTX16
	XLCH Series (Sportster)	'70-'78	-	-	CB7-A*	12N7-4A	HTX7A
	XLCR Café Racer	'77-'78	CTX20H-BS*	CTX20-BS*	CB16-B-LM*	CB16-B	HTX16
	XLH (Sportster Electric Start)	'67-'78	-	-	-	CHD-12	HTCHD-12
	XLX-61, XR1000	'83-'85	CTX20H-BS*	CTX20-BS*	CB16-B-LM*	CB16-B	HTX16
883	XL, XLH (Sportster)	'04-'10	-	CTX14L-BS	-	-	HTX14L
	XL, XLH (Sportster)	'97-'03	CTX20HL-BS*	CTX20L-BS	-	-	HTX20L
	XLH (Sportster)	'86-'96	CTX20H-BS*	CTX20-BS	CB16-B-LM	CB16-B	HTX16
500	MT500 (Military)	All	CTX14AHL-BS*	-	CB14L-A2	-	-
350	SS350	All	-	-	-	6N11A-1B	-
250	SS250, SX250	'75-'78	-	-	CB7L-B*	12N7-3B	-
175	SS175, SX175	'74-'78	-	-	CB7L-B*	12N7-3B	-
125	SS125, SX125	'74-'78	-	-	CB7L-B*	12N7-3B	-
	SXT125	'75-'78	-	-	CB7L-B*	12N7-3B	-
	TX125	'73-'78	-	-	CB7L-B*	12N7-3B	-
90	Z90	'73-'76	-	-	CB7L-B*	12N7-3B	-

* See Battery Upgrade Cross Reference on page 2.
^{FA} Must use Factory Activated Battery.

SNOWMOBILE

cc	Model	Year	High Performance Maintenance Free	Maintenance Free VRLA	Heavy Duty	Conventional	cc	Model	Year	High Performance Maintenance Free	Maintenance Free VRLA	Heavy Duty	Conventional
ARCTIC CAT													
1056	Z1, T Z1	'10	CTX20H-BS	-	-	-		Powder Special	'95-'97	CTX20H-BS*	CTX20-BS*	CB18-A	-
	T500, T570	'09	-	-	CB18-A	-		Prowler	'94	-	-	CB7-A*	12N7-4A
	4 Stroke Trail, Touring	'02-'03	CTX24HL-BS*	-	C50-N18L-A-LM	-		Prowler	'90-'93	CTX14AHL-BS*	-	CB14L-A2	-
	Bearcat 340, 440	'95-'00	CTX14AH-BS*	-	CB14-A2	-		Prowler 2-Up	'95	CTX20H-BS*	CTX20-BS*	CB18-A	-
	Bearcat 570	'04-'09	CTX24HL-BS*	-	C50-N18L-A-LM	-		Prowler Special	'91-'92	CTX20H-BS*	CTX20-BS*	CB18-A	-
	Bearcat WT Turbo	'06-'07	CTX24HL-BS	-	-	-		Puma	'94-'96	CTX14AH-BS*	-	CB14-A2	-
	Bearcat WT	'05-'07	CTX24HL-BS	-	-	-		Sabercat 500	'04-'06	CTX20H-BS*	CTX20-BS*	CB18-A	-
	Bearcat WT	'03-'04	CTX24HL-BS	-	C50-N18L-A	-		Sabercat 600, 700	'04-'06	CTX24HL-BS*	* -	C50-N18L-A	-
	Bearcat WT	'95-'02	CTX20H-BS*	CTX20-BS*	CB18-A	-		T660 Touring	'04-'06	CTX24HL-BS*	-	C50-N18L-A	-
	Cheetah	'91-'93	CTX14AHL-BS*	-	CB14L-A2	-		T660 Turbo	'04-'07	CTX24HL-BS	-	-	-
	Cheetah	'86-'90	-	-	CB16L-B	-		T660 Turbo Touring	'04-'07	CTX24HL-BS	-	-	-
	Cougar	'95-'98	CTX20H-BS*	CTX20-BS	CB18-A	-		Thundercat	'97-'02	CTX20H-BS*	CTX20-BS*	CB18-A	-
	Cougar	'91-'94	CTX14AHL-BS*	-	CB14L-A2	-		Wildcat (EFI)	'95-'96	-	-	CB7-A*	12N7-4A
	Cougar	'85-'90	-	-	CB16L-B	-		Wildcat (EFI)	'93	-	-	CB16L-B	-
	Crossfire 500	'07	CTX20H-BS	-	-	-		Wildcat MC	'94	-	-	CB7-A*	12N7-4A
	Crossfire 600	'06-'07	CTX20H-BS	-	-	-		Wildcat Touring	'95-'96	-	-	CB7-A*	12N7-4A
	Crossfire 700	'06	CTX20H-BS	-	-	-		Z	'98-'01	CTX14AH-BS*	-	CB14-A2	-
	El Tigre 5000	'87-'88	CTX14AHL-BS*	-	CB14L-A2	-		Z 370, 400	'02-'07	CTX14AH-BS*	-	CB14-A2	-
	EXT	'95-'97	-	-	-	12N7-4A		Z 570	'02-'08	CTX24HL-BS*	-	C50-N18L-A-LM	-
	EXT	'92-'94	CTX14AHL-BS*	-	CB14L-A2	-		ZL 500	'02	CTX20H-BS*	CTX20-BS*	CB18-A	-
	EXT	'89-'91	-	-	CB16L-B	-		ZL 550, 600	'02-'03	CTX20H-BS*	CTX20-BS*	CB18-A	-
	EXT (Carb)	'95-'96	CTX20H-BS*	CTX20-BS*	CB18-A	-		ZL 800	'02-'03	CTX24HL-BS*	-	C50-N18L-A-LM	-
	EXT (EFI)	'98	CTX20H-BS*	CTX20-BS*	CB18-A	-		ZR (EFI)	'95-'96	-	-	CB7-A*	12N7-4A
	EXT (EFI)	'95-'97	-	-	-	12N7-4A		ZR 500, 600	'01-'02	CTX20H-BS*	CTX20-BS*	CB18-A	-
	EXT 600	'97-'98	CTX20H-BS*	CTX20-BS*	CB18-A	-		ZR 800	'02-'03	CTX24HL-BS*	-	C50-N18L-A-LM	-
	EXT Dix (EFI)	'97-'98	CTX24HL-BS*	-	C50-N18L-A-LM	-		ZR 900	'03-'06	CTX24HL-BS*	-	C50-N18L-A-LM	-
	EXT Special	'91-'92	CTX14AHL-BS*	-	CB14L-A2	-		ZRT	'97-'02	CTX20H-BS*	CTX20-BS*	CB18-A	-
	F6, F8, F 1000	'07-'09	CTX20H-BS	-	-	-		BRP - SKI-DOO					
	F5	'07-'09	CTX20H-BS*	CTX20-BS*	CB18-A	-		All 4-Stroke	'03	CTX24HL-BS	-	-	-
	Firecat	'03-'06	CTX24HL-BS*	-	C50-N18L-A-LM	-		All Models	Thru '98	CTX24HL-BS*	-	C50-N18L-A-LM*	C50-N18L-A
	Jag AFS	'89-'91	CTX14AHL-BS*	-	CB14L-A2	-		CK3 Types	'99-'03	CTX24HL-BS*	-	C50-N18L-A-LM*	C50-N18L-A
	Jag AFS L/T	'89-'93	CTX14AHL-BS*	-	CB14L-A2	-		Elite	'04-'06	CTX30L	-	-	-
	Jag Liquid	'96	CTX14AH-BS*	-	CB14-A2	-		ZX Types	'99-'01	-	CTX15L-BS	-	-
	Jag Z	'94	CTX14AH-BS*	-	CB14-A2	-		ZX Types	'02-'03	CTX20HL-BS*	CTX20L-BS*	-	-
	Jag Z	'93	CTX14AHL-BS*	-	CB14L-A2	-		1200 Grand Touring		CTX20HL ^{FA}	-	-	-
	Jag, Jag Dix	'94-'99	CTX14AH-BS*	-	CB14-A2	-		GSX, GTX, MX Z		CTX20HL ^{FA}	-	-	-
	Jag, Jag Dix	'85-'09	CTX14AHL-BS*	-	CB14L-A2	-		800 Expedition, Legend, Skandic	'10	CTX24HL ^{FA}	-	-	-
	Jaguar	'07	CTX20H-BS	-	-	-		Renegade, Summit	'10	CTX20HL * ^{FA}	CTX20L ^{FA}	-	-
	King Cat 900	'04-'06	CTX24HL-BS*	-	C50-N18L-A-LM	-		GSX, MX Z	'10	CTX20HL * ^{FA}	CTX20L ^{FA}	-	-
	Lynx	'91-'93	CTX14AHL-BS*	-	CB14L-A2	-		600 Expedition, Skandic, Summit	'10	CTX20HL * ^{FA}	CTX20L ^{FA}	-	-
	M 5	'05-'06	CTX20H-BS	-	-	-		Grand Touring, Renegade	'10	CTX20HL * ^{FA}	CTX20L ^{FA}	-	-
	M 6	'05-'07	CTX20H-BS	-	-	-		GSX, GTX	'10	CTX20HL * ^{FA}	CTX20L ^{FA}	-	-
	M 7	'05-'06	CTX20H-BS	-	-	-		550 Expedition, Freestyle, Skandic	'10	CTX20HL * ^{FA}	CTX20L ^{FA}	-	-
	Mountain Cat	'01	CTX20H-BS*	CTX20-BS*	CB18-A	-		Grand Touring, Renegade	'10	CTX20HL * ^{FA}	CTX20L ^{FA}	-	-
	Mountain Cat 500	'02	CTX20H-BS*	CTX20-BS*	CB18-A	-		GSX, GTX, MX Z	'10	CTX20HL * ^{FA}	CTX20L ^{FA}	-	-
	Mountain Cat 570	'02-'04	CTX24HL-BS*	-	C50-N18L-A-LM	-		300 Skandic	'10	CTX20HL * ^{FA}	CTX20L ^{FA}	-	-
	Mountain Cat 600	'02-'04	CTX20H-BS*	CTX20-BS*	CB18-A	-		KAWASAKI					
	Mountain Cat 800	'02-'04	CTX24HL-BS*	-	C50-N18L-A-LM	-		All Models	All	CTX24HL-BS*	-	C50-N18L-A-LM*	C50-N18L-A
	Mountain Cat 900	'03-'04	CTX24HL-BS*	-	C50-N18L-A-LM	-		POLARIS					
	Mountain Cat 1000	'02	CTX20H-BS*	CTX20-BS*	CB18-A	-		All EFI (RXL, 500 EFI)	'93-'97	-	-	CB9A-A	-
	Pantera	'99-'01	CTX20H-BS*	CTX20-BS*	CB18-A	-		All Electric Start Kits	'85-'93	CTX24HL-BS*	-	C50-N18L-A-LM*	C50-N18L-A
	Pantera	'95-'98	CTX24HL-BS*	-	C50-N18L-A-LM	-		All Electric Start Kits	'94-'05	CTX14AH-BS*	-	CB14A-A2	-
	Pantera	'94	CTX20H-BS*	CTX20-BS*	CB18-A	-		All Other Models	'92-'05	CTX14AH-BS*	-	CB14A-A2	-
	Pantera	'86-'93	CTX14AHL-BS*	-	CB14L-A2	-		Indy, Indy Trail	'84-'91	CTX24HL-BS*	-	C50-N18L-A-LM*	C50-N18L-A
	Pantera	'80-'85	-	-	CB16L-B	-		Sprint (Electric Start)	'86-'90	-	-	C60-N24-A	-
	Pantera 550, 600	'02-'05	CTX20H-BS*	CTX20-BS*	CB18-A	-		750 Wide Track	'89-'09	CTX24HL-BS*	-	C50-N18L-A-LM*	C50-N18L-A
	Pantera 800	'02-'04	CTX24HL-BS*	-	C50-N18L-A-LM	-		FS/FST	'06-'10	CTX20HL-BS*	CTX20L-BS	-	-
	Panther	'94-'96	CTX14AH-BS*	-	CB14-A2	-		Turbo Switchback,	'06-'10	CTX20HL-BS*	CTX20L-BS	-	-
	Panther	'89-'93	CTX14AHL-BS*	-	CB14L-A2	-		Turbo Dragon	'06-'10	CTX20HL-BS*	CTX20L-BS	-	-
	Panther	'80-'88	-	-	CB16L-B	-		600 IQ Touring	'10	CTX14AH-BS	-	-	-
	Panther 340	'97-'00	CTX14AH-BS*	-	CB14-A2	-		544 Trail, Trail Touring	'10	CTX14AH-BS*	-	CB14A-A2	-
	Panther 370	'01-'07	CTX14AH-BS*	-	CB14-A2	-		YAMAHA					
	Panther 440	'97-'03	CTX14AH-BS*	-	CB14-A2	-		1049 Nitro	'10	CTX20HL-BS*	CTX20L-BS	-	-
	Panther 550	'97-'01	CTX20H-BS*	CTX20-BS*	CB18-A	-		RS Venture	'10	CTX20HL-BS*	CTX20L-BS	-	-
	Panther 570	'02-'07	CTX24HL-BS*	-	C50-N18L-A-LM	-		RS Viking Professional	'09-'10	CTX20HL-BS*	CTX20L-BS	-	-
	Panther 660	'06-'07	CTX24HL-BS*	-	C50-N18L-A-LM	-		1000 RX1000S, GT, RS	'06-'10	CTX20HL-BS*	CTX20L-BS	-	-
	Powder Extreme	'97-'98	CTX20H-BS*	CTX20-BS*	CB18-A	-							

* See Battery Upgrade Cross Reference on page 2.

^{FA} Must use Factory Activated Battery.

SNOWMOBILE

cc	Model	Year	High Performance Maintenance Free	Maintenance Free VRLA	Heavy Duty	Conventional	cc	Model	Year	High Performance Maintenance Free	Maintenance Free VRLA	Heavy Duty	Conventional
998	RX1000R RX (All Models)	'03-'05	CTX20HL-BS*	CTX20L-BS	-	-	XL540 XLV	'85-'90	-	-	-	CB16AL-A2	-
973	Apex	'06-'09	CTX14H-BS*	CTX14-BS	-	-	500 Phazer	'10	CTX14H-BS*	CTX14-BS	-	-	-
	Vector	'09	CTX20HL-BS*	CTX20L-BS	-	-	Venture Lite	'10	CTX14H-BS*	CTX14-BS	-	-	-
	Viking	'09	CTX20HL-BS*	CTX20L-BS	-	-	PZ500DX Phazer 500 Deluxe	'01	-	-	-	CB16AL-A2	-
700	SXV700ER Viper ER	'02-'05	CTX24HL-BS*	-	C50-N18L-A-LM*	C50-N18L-A	VT500 Venture 500	'97-'01	-	-	-	CB16AL-A2	-
	VT700 Venture 700	'98-'04	CTX24HL-BS*	-	C50-N18L-A-LM*	C50-N18L-A	VT500 Venture 500 XL	'99-'00	-	-	-	CB16AL-A2	-
	VX700X Vmax 700 Deluxe	'99-'00	CTX24HL-BS*	-	C50-N18L-A-LM*	C50-N18L-A	VX500E Vmax	'94-'01	-	-	-	CB16AL-A2	-
	VX700ER Vmax 700ER	'01-'02	CTX24HL-BS*	-	C50-N18L-A-LM*	C50-N18L-A	480 PZ480E Phazer Deluxe	'84-'89	CTX14AHL-BS*	-	-	CB14L-A2*	12N14-3A
	VX700XTCD Vmax	'98	CTX24HL-BS*	-	C50-N18L-A-LM*	C50-N18L-A	PZ480E Phazer Deluxe	'90-'98	CTX14AHL-BS*	-	-	CB14L-A2*	12N14-3A
	700 XTC Deluxe	'98	CTX24HL-BS*	-	C50-N18L-A-LM*	C50-N18L-A	VT480 Venture GT	'92-'93	CTX14AHL-BS*	-	-	CB14L-A2*	12N14-3A
600	VT600 Venture 600	'97-'98	-	-	CB16AL-A2	-	VT480 Venture GT	'91-'97	CTX14AHL-BS*	-	-	CB14L-A2*	12N14-3A
	VT600 Venture 600	'99-'06	CTX24HL-BS*	-	C50-N18L-A-LM*	C50-N18L-A	VT480TR Venture TR Electric	'98	CTX14AHL-BS*	-	-	CB14L-A2*	12N14-3A
	VX600DX Vmax 600 Deluxe	'99-'01	CTX24HL-BS*	-	C50-N18L-A-LM*	C50-N18L-A	340 CS340 Ovation Deluxe/LE	'89-'98	CTX14AHL-BS*	-	-	CB14L-A2*	12N14-3A
	VX600E/DX Vmax 600 LE/DX	'94-'96	-	-	CB16AL-A2	-	ET340E Enticer	'80	CTX14AHL-BS*	-	-	CB14L-A2*	12N14-3A
	VX600ER Vmax 600 ER	'02-'03	CTX24HL-BS*	-	C50-N18L-A-LM*	C50-N18L-A	ET340E Enticer	'79	CTX24HL-BS*	-	-	C50-N18L-A-LM*	C50-N18L-A
	VX600XTC Vmax 600 XTC	'97-'98	-	-	CB16AL-A2	-	EC340 Excel III	'81-'88	CTX14AHL-BS*	-	-	CB14L-A2*	12N14-3A
570	EX570E Exciter	'88-'90	-	-	CB16AL-A2	-	300 CF300 Inviter	'86-'90	-	-	-	CB16AL-A2	-
	EX570E Exciter II LE	'91-'93	-	-	CB16AL-A2	-	125 SV125E Sno-Sport	'90-'91	CTX14AHL-BS*	-	-	CB14L-A2*	12N14-3A
540	EC540 Excel	'79-'80	CTX24HL-BS*	-	C50-N18L-A-LM*	C50-N18L-A	80 SV80E Sno-Sport	'88-'90	-	-	-	CB7L-B*	12N7-3B
	VK540E, II, III	'89-'03	-	-	CB16AL-A2	-							

UTILITY VEHICLE

cc	Model	Year	High Performance Maintenance Free	Maintenance Free VRLA	Heavy Duty	Conventional	cc	Model	Year	High Performance Maintenance Free	Maintenance Free VRLA	Heavy Duty	Conventional
ARCTIC CAT							540	KAF540, Mule 2010, 2020, 2030		CTX20HL-BS-PW*	-	CB16CL-B	-
1000	Prowler 550	'10	CTX30L*	-	CB30L-B	-	450	KAF450, Mule 1000		CTX20HL-BS-PW*	-	CB16CL-B	-
700	Prowler 700	'10	CTX24HL-BS*	-	-	-	400	KAF400, Mule 600, 610	'05-'10	CTX14AH-BS*	-	CB14A-A2	-
650	Prowler 650	'06-'10	CTX24HL-BS	-	C50N18L-A-LM	-	300	KAF300, Mule 500, 520, 550		CTX14AH-BS*	-	CB14A-A2	-
550	Prowler 550	'10	CTX24HL-BS	-	-	-	KYMCO						
HONDA							500	UXV500	'10	CTX20HL-BS*	CTX20L-BS	-	-
700	MUV700 Big Red	'08-'10	CTX14H-BS*	CTX14-BS	-	-	POLARIS						
KAWASAKI							800	RZR	'08-'10	CTX20HL-BS	-	-	-
950	KAF950, Mule 2510, 3010 Diesel	'10	Not available	-	-	-	700	Ranger 6x6, 4x4	'06-'10	CTX30L	-	-	-
750	Teryx All Models (US)	'08-'10	Not available	-	-	-	500	Ranger 6x6, 4x4	'98-'04	CTX30L*	-	CB30L-B	-
	Teryx All Models (CN)	'08-'10	-	CTX14-BS	-	-		Ranger 4x4	'04-'10	CTX30L	-	-	-
620	KAF620, Mule 3010 4x4						425	Ranger 2x4	'02-'03	CTX30L*	-	CB30L-B	-
	Advantage Classic	'03-'07	CTX20HL-BS*	CTX20L-BS	-	-	170	Ranger RZR	'10	-	CTX12-BS	-	-
	KAF620, Mule 3000, 3010, 3020		CTX20HL-BS*	CTX20L-BS	-	-	SUZUKI						
	KAF620, Mule 2500, 2510, 2520		CTX20HL-BS-PW*	-	CB16CL-B	-	620	QUV620F	'05	CTX20HL-BS*	CTX20L-BS	-	-
	Mule 4000	'10	Not Available	-	-	-	YAMAHA						
	KAF620F, Mule 4010 4x4 (US)	'10	Not Available	-	-	-		Rhino	All	Not available	-	-	-
	KAF620F, Mule 4010 4x4 (CN)	'10	CTX20HL-BS	-	-	-							
	Mule 4010, Trans4x4, Diesel, Mule4000	'10	Not available	-	-	-							

* See Battery Upgrade Cross Reference on page 2.
 FA Must use Factory Activated Battery.

SCOOTER

cc	Model	Year	High Performance Maintenance Free	Maintenance Free VRLA	Heavy Duty	Conventional	cc	Model	Year	High Performance Maintenance Free	Maintenance Free VRLA	Heavy Duty	Conventional
APRILIA							Agility 50 '09-'10 - CTX7A-BS - -						
PIAGGIO							500 MP3 500 '08-'10 CTX14H-BS* CTX14-BS - - 400 MP3 400 '08-'10 CTX14H-BS* CTX14-BS - - 250 MP3 250 '08-'10 CTX14H-BS* CTX14-BS - - 500 BV500 '08-'10 CTX14H-BS* CTX14-BS - - 460 X9 '09 CTX14H-BS* CTX14-BS - - 250 BV250 '08-'10 CTX14H-BS* CTX14-BS - - 150 FLY150 '09-'10 - - CB9-B - - 50 FLY50 '09-'10 - - CB9-B - - Typhoon '09 - - CB9-B - -						
DRR							PIAGGIO - GILERA						
All Models - CTX4L-BS - -							500 Fuoco 500ie '10 CTX20CH-BS* CTX16-BS - - Nexus 500ie '10 CTX14AHL-BS* - - CB14L-A2 - - 300 Nexus 300ie '10 - - CTX14-S - - 200 Runner 200 '10 - - CTX12-BS - - 125 Runner 125 '10 - - CTX14-S - - 50 SP50 '10 - - CB4L-B - -						
E-TON							PIAGGIO - VESPA						
150 Sport 150 -'10 - CTX7A-BS - - Matrix R4-150 -'10 - CTX9-BS - - Beamer R4-150 -'10 - CTX9-BS - - 50 Beamer 50, Beamer III '00-'10 CTZ7S* CTX5L-BS - - Matrix 50 -'10 CTZ7S* CTX5L-BS - - Sport 50 -'10 - CTX7A-BS - -							300 GTS300 '10 CTX14H-BS* CTX14-BS - - 250 GTS250 '10 CTX14H-BS* CTX14-BS - - GTV250 '10 CTX14H-BS* CTX14-BS - - 150 LX150 '10 - - CB9-B - - 50 LX50 '10 - - CB9-B - -						
HONDA							SYM						
600 FSC600 Sliver Wing '02-'10 CTZ12S - - - - 250 CH250 Elite '85-'90 - CTX12-BS - - - - CN250 Helix '93-'07 - CTX12-BS - - - - CN250 Helix '86-'87 - CTX12-BS - - - - NSS250 Reflex '01-'09 CTZ12S - - - - PS250 Big Ruckus '05-'06 CTZ12S - - - - 150 CH150 Elite '87 - CTX9-BS - - - - CH150 Elite Deluxe '85-'86 - - - - CB9-B - - SH150 -'10 - CTX7L-BS - - - - FES150 - - CTR9-BS - - - - 125 CH125 Elite '84 - - - - CB9-B - - FES125 - - CTR9-BS - - - - NH125 Aero '84 - - - - CB5L-B - - Pantheon 125 - - CTR9-BS - - - - 80 CH80 Elite '93-'09 CTZ7S* CTX5L-BS - - - - NH80 Aero '85 CTZ7S* CTX5L-BS - - - - NH80MD Aero '83-'84 - - - - CB5L-B - - 50 CHF50 Metropolitan, II, SP '02-'10 CTZ7S - - - - NB50 Aero '85-'87 - - CTX4L-BS - - - - NB50M Aero '83-'84 - - - - CB4L-B - - NN50MD Gyro '84 - - - - CB4L-B - - NPS50, S Ruckus '03-'10 CTZ7S - - - - NQ50 Spree, 50D SS '86-'87 - - CTX4L-BS - - - - NQ50 Spree '84-'85 - - - - CB4L-B - - P50 Little Honda '67-'68 - - - - 6N4-2A-4 PA50I Moped, PA50II '78-'83 - - - - 6N4B-2A-5 SA50 Elite LX, S, SR '88-'01 - - CTX4L-BS - - - - SB50 (All) '88-'90 - - CTX4L-BS - - - - SE50 Elite (All) '87 - - CTX4L-BS - - - - TG50 Gyro S (All) '85-'86 - - CTX4L-BS - - - -							250 RV250 '10 - - CTX12-BS - - - - 200 HD250 '10 - - CTX9-BS - - - - 125 HD125 '10 - - CTX9-BS - - - - Fidell125 '10 - - CTX7A-BS - - - - 50 Fiddell50 '10 - - CTX7A-BS - - - - SYMply50 '10 - - CTX7A-BS - - - - MIO 50 '10 - - CTX7A-BS - - - - JetEuro 50 '10 CTZ7S - - - - JetEuro 50 '10 - - CTX4L-BS - - - -						
HYOSUNG							SUZUKI						
250 NS3-250 '09-'10 - CTX9-BS - - - - 100 EZ100 All CTZ7S* CTX5L-BS - - - - 50 SB50 Super Cab, SD50 Sense, SF50 Prima, Rally, Sense All - - CTX4L-BS - - - -							650 AN650 Burgman '03-'10 CTX14H-BS* FA CTX14-BS FA - - 400 AN400 Burgman '03-'10 CT12A-BS - - - - 50 F50, F50R '71 - - - - 6N4-2A FA50 Shuttle '80-'91 - - - - 6N2-2A-4 FS50, FZ50 '79-'83 - - - - 6N4-2A						
KYMCO							YAMAHA						
500 Xciting 500i '09-'10 CTX14H-BS* CTX14-BS - - - - 400 Xciting 400i '09 - - CTX12-BS - - - - 250 People 250 '09-'10 - - CTX12-BS - - - - Xciting 250i '10 - - CTX12-BS - - - - 150 People S 150 '09-'10 - - CTX7A-BS - - - - Super 8 150 '09-'10 - - CTX7A-BS - - - - 125 People S 125 '09-'10 - - CTX7A-BS - - - - 50 Super 8 '09-'10 - - CTX7A-BS - - - - Super 9 '09-'10 CTZ7S* CTX5L-BS - - - - People '09-'10 CTZ7S* CTX5L-BS - - - - People S 50 '09-'10 - - CTX7A-BS - - - -							500 SP500 T-Max '09-'10 CTZ10S - - - - 400 YP400 Majesty '04-'10 - - CT9B-4 - - - - 250 Morphous '06-'07 CTZ10S - - - - 200 XC200 Riva '87-'91 - - - - CB10L-B2 - - 180 XC180 Riva '83-'85 - - - - CB10L-B - - 125 XC125 Riva '85-'01 - - - - CB7C-A - - YJ125T Vino 125 '04-'09 - - CTX7A-BS - - - - Zuma 125 '09-'10 - - CTX7A-BS - - - - 80 CV80 Riva '83-'87 - - - - 6CB11-2D 6N11-2D 50 CA50 Riva '83-'86 - - - - 6CB8L-B - - CE50 Riva Jog '86-'87 - - - - CB4L-B - - CG50 Riva '88-'91 - - - - CB4L-B - - CV50 Riva '84 - - - - 6CB8L-B - - CW50 Zuma '89-'90 - - - - CB4L-B - - CW50 Zuma II '97-'01 - - - - CB4L-B - - CY50 Riva Jog '92-'01 - - CTX4L-BS - - - - SH50 Riva Razz '87-'01 - - - - CB4L-B - - XC50 Vino Classic '06-'10 CTZ7S* CTX5L-BS - - - - XF50W (C3) '07-'10 CTZ7S* CTX5L-BS - - - - YJ50R Vino/Vino Classic '01-'05 - - CT4B-BS - - - - YW50A Zuma '02-'03 CTZ7S* CTX5L-BS - - - - VOX -'10 CTZ7S* CTX5L-BS - - - -						

* See Battery Upgrade Cross Reference on page 2.

FA Must use Factory Activated Battery.

PERSONAL WATERCRAFT

cc	Model	Year	High Performance Maintenance Free	Maintenance Free VRLA	Heavy Duty	Conventional	cc	Model	Year	High Performance Maintenance Free	Maintenance Free VRLA	Heavy Duty	Conventional
AQUA-JET CO.													
432	Aqua-Jet SX1	'89-'90	-	-	CB16-B	-							
430	Aqua-Jet SX1	'91	-	-	CB16-B	-							
ARCTIC CAT													
770	Tiger Shark	'97-'99	CTX14AHL-BS*	-	CB14L-A2	-							
640	Tiger Shark	'97-'99	CTX14AHL-BS*	-	CB14L-A2	-							
BRP (SEA DOO)													
1500	GTI, GTX, RXP, RXT, WAKE	'10	-	-	CB30CL-B	-							
1500	GTX 4-Tec, RXP	'03-'07	-	-	CB30CL-B	-							
	All Models	'88-'93	CTX20HL-BS*	CTX20L-BS	CB16L-B	-							
	All Other Models	'94-'07	CTX20HL-BS-PW*	-	CB16CL-B	-							
780	3D	'07	CTX20HL-BS-PW*	-	CB16CL-B	-							
HONDA													
1470	AquaTrax F-15, F-15X	'03-'10	CTX20HL-BS*	CTX20L-BS	-	-							
1235	AquaTrax F/R-12, F/R-12X	'02-'10	CTX20HL-BS*	CTX20L-BS	-	-							
KAWASAKI (Jet Ski)													
1500	JT1500-A, C STX-15F	'04-'10	CTX20HL-BS*	CTX20L-BS	-	-							
	JT1500B, C, 250X, Ultra LX, 260(L)X	'07-'10	CTX20HL-BS*	CTX20L-BS	-	-							
1200	JH1200-A, B Ultra	'99-'05	CTX20HL-BS*	CTX20L-BS	-	-							
	JT1200-A-B, C, STX-R, STX-12F	'02-'07	CTX20HL-BS*	CTX20L-BS	-	-							
1100	JH1100 ZXi	'96-'03	CTX20HL-BS*	CTX20L-BS	-	-							
	JH1100-B Ultra 130	'01-'04	CTX20HL-BS*	CTX20L-BS	-	-							
	JT1100 STX	'97-'03	CTX20HL-BS*	CTX20L-BS	-	-							
900	JH900 ZXi	'95-'97	CTX20HL-BS*	CTX20L-BS	-	-							
	JT900 STS, STX	'97-'05	CTX20HL-BS*	CTX20L-BS	-	-							
800	JS800 SX-R	'03-'10	CTX20HL-BS*	CTX20L-BS	-	-							
750	JH750 B1-b3	'93-'95	CTX20HL-BS-PW*	-	CB16CL-B	-							
	JH750 E1, F2, G1, G2	'95-'99	CTX20HL-BS*	CTX20L-BS	-	-							
	JH750 SS, ST, Xi, XiR	'92-'99	CTX20HL-BS-PW*	-	CB16CL-B	-							
	JH750 ST, Zxi	'95-'97	CTX20HL-BS*	CTX20L-BS	-	-							
							JH750 SX, ZX						
							JS750 SX, Zx						
							JS750 Sxi, Sxi Pro						
							JT750 STS, STX						
							JF650 TS						
							JF650 X2						
							JL650 SC						
							JS650 SX						
							JS550						
							JS550, SX						
							JS440						
							JS440						
							JS440						
							JS400						
							JS300 TS, SX						
							POLARIS						
							All Models						
							S.O.S. MARINE MFG						
							All Models						
							ULTRANAUTICS						
							1250 Jet Star1250 (Boat)						
							Jet Star1250 (Boat)						
							800 All Models						
							Wet Bike						
							WET JET INTERNATIONAL						
							All Models						
							YAMAHA						
							All All WaveRunner Models						
							1800 Superjet						
							1100 VX						
							700 FX						

ATV

cc	Model	Year	High Performance Maintenance Free	Maintenance Free VRLA	Heavy Duty	Conventional	cc	Model	Year	High Performance Maintenance Free	Maintenance Free VRLA	Heavy Duty	Conventional
AEON (BENZAI)							BRP (Can-Am)						
100	Cobra/CX-Sport 100	All	-	CTX4L-BS	-	-	800	Outlander 800 EFI, Renegade	'06-'09	CTX20HL-BS*	CTX20L-BS	-	-
90	Cobra/CX-Sport 90	All	-	CTX4L-BS	-	-	660	Outlander 660 EFI	'06	CTX20HL-BS*	CTX20L-BS	-	-
50	Cobra/CX-Sport 50	All	-	CTX4L-BS	-	-	650	DS650	'00-'06	-	CTX15L-BS	-	-
ARCTIC CAT													
1000	Thundercat	'10	CTX20H-BS	-	-	-		Quest	'02-'05	CTX20HL-BS-PW*	-	CB16CL-B	-
700	TRV700	'10	CTX14AH-BS	-	CB14-A2	-		Quest (Opt)	'02-'05	CTX24HL-BS*	-	C50-N18L-A-LM*	C50-N18L-A
	700H1	'10	CTX20H-BS	-	-	-		Outlander, MAX	'10	CTX20HL-BS*	CTX20L-BS	-	-
650	650 4x4 Automatic	'04-'06	CTX14AH-BS*	-	CB14-A2	-		500 Traxter (All Models), Quest	'99-'05	CTX20HL-BS-PW*	-	CB16CL-B	-
	650H1, TBX650	'10	CTX14AH-BS*	-	CB14-A2	-		Traxter (All Models), Quest (Opt)	'02-'05	CTX24HL-BS*	-	C50-N18L-A-LM	C50-N18L-A
550	TRV550	'10	CTX20H-BS	-	-	-		Outlander, MAX, Renegade	'10	CTX20HL-BS*	CTX20L-BS	-	-
500	All Models	All	CTX14AH-BS*	-	CB14-A2	-		450 DS450	'10	-	CT7B-BS	-	-
400	All Models	All	CTX14AH-BS*	-	CB14-A2	-		400 Outlander 400	'03-'04	-	CTX15L-BS	-	-
	DVX400	All	-	CTX9-BS	-	-		Outlander 400, XT, MAX	'04-'10	CTX20HL-BS*	CTX20L-BS	-	-
	TRV400	'10	CTX14AH-BS*	-	CB14-A2	-		330 Outlander 330	'04-'05	-	CTX15L-BS	-	-
366	366	'10	CTX14AH-BS*	-	CB14-A2	-		250 DS250	'06-'10	-	CTX12-BS	-	-
300	All Models	All	CTX14AHL-BS*	-	CB14L-A2	-		200 Rally	'02-'06	CTX14AH-BS*	-	CB14A-A2	-
	DVX300	'10	-	CTX12-BS	-	-		90 DS90, DS90F, Quest	'02-'06	-	CTX4L-BS	-	-
250	All Models	'05	CTX14AHL-BS*	-	CB14L-A2	-		70 DS70	'10	-	CTX4L-BS	-	-
	DVX250, 2x4	'06	-	CTX12-BS	-	-		50 DS50, Quest	'02-'06	-	CTX4L-BS	-	-
	250	'10	-	CTX12-BS	-	-		E-TON					
150	150	'10	-	CTX9-BS	-	-		250 Vector250	'10	-	CTX12-BS	-	-
90	All Models	'06	-	CTX4L-BS	-	-		150 CXL150 Yukon II	'00-'10	-	CTX9-BS	-	-
	DVX90	'06-'10	CTZ7S*	CTX5L-BS	-	-		YL150 Yukon	'00-'03	-	CTX9-BS	-	-
50	DVX50	'06-'10	CTZ7S*	CTX5L-BS	-	-		Viper150R	'10	-	CTX9-BS	-	-
								90 All Models	'04-'10	CTZ7S*	CTX5L-BS	-	-

* See Battery Upgrade Cross Reference on page 2.

FA Must use Factory Activated Battery.

ATV

X

cc	Model	Year	High Performance Maintenance Free	Maintenance Free VRLA	Heavy Duty	Conventional	cc	Model	Year	High Performance Maintenance Free	Maintenance Free VRLA	Heavy Duty	Conventional
70	AXL, TXL, NXL, RXL	'99-'03	-	CTX4L-BS	-	-		KSF400-A (KFX400)	'03-'06	-	CTX9-BS	-	-
	DXL90 Sierra	'99-'03	-	CTX4L-BS	-	-		KVF400-A Prairie 400 4x4	'97-'00	CTX14AH-BS*	-	CB14A-A2	-
50	Viper 70	'10	CTZ7S*	CTX5L-BS	-	-		KVF400-A Prairie 400 4x4 (CN)	'97-'00	CTX20HL-BS-PW*	-	CB16CL-B	-
	All Models	'04-'05	CTZ7S*	CTX5L-BS	-	-		KVF400-B Prairie 400 4x4	'98-'00	CTX14AH-BS*	-	CB14A-A2	-
	AXL, TXL, NXL, RXL	'99-'03	-	CTX4L-BS	-	-		KVF400-B Prairie 400 4x4 (CN)	'98-'00	CTX20HL-BS-PW*	-	CB16CL-B	-
HONDA								KVF400-C Prairie 400, 4x4	'99-'02	CTX14AH-BS*	-	CB14A-A2	-
700	TRX700XX	'08-'10	-	CTX9-BS	-	-		KVF400-C Prairie 400, 4x4 (CN)	'99-'02	-	CTX14-BS	-	-
680	TRX680 Four Trax Rincon	'06-'10	CTX20HL-BS*	CTX20L-BS	-	-		KVF400-D Prairie 400, 4x4	'99-'02	CTX14AH-BS*	-	CB14A-A2	-
650	TRX650 FourTrax Rincon (Std.)	'03-'05	CTX14H-BS*	CTX14-BS	-	-		KVF400-D Prairie 400, 4x4 (CN)	'99-'01	-	CTX14-BS	-	-
	(Optional - cold starting)	'03-'04	CTX20HL-BS*	CTX20L-BS	-	-		360 KVF360 Prairie	'10	CTX14AH-BS*	-	CB14A-A2	-
500	TRX500 FourTrax Rubicon	'01-'10	CTX14H-BS*	CTX14-BS	-	-		300 KEF300-A Lakota	'95-'00	CTX14AH-BS*	-	CB14A-A2	-
	TRX500FE, FM, TM Trax Foreman	'05-'10	CTX14H-BS*	CTX14-BS	-	-		KEF300-A Lakota Sport	'01-'03	CTX14AH-BS*	-	CB14A-A2	-
450	FourTrax Foreman ES, 4x4	'05-'09	CTX14H-BS*	CTX14-BS	-	-		KEF300-B Lakota Sport	'01-'03	CTX14AH-BS*	-	CB14A-A2	-
	TRX450 FourTrax, Foreman S, ES	'98-'04	CTX14H-BS*	CTX14-BS	-	-		KL300-B Bayou	'86-'87	CTX20HL-BS-PW*	-	CB16CL-B	-
	TRX450ER	'06-'09	CTZ7S	-	-	-		KL300-B Bayou (CN)	'88-'04	CTX14AH-BS*	-	CB14A-A2	-
420	TRX420 Rancher 4X4	'09	CTX14H-BS*	CTX14-BS	-	-		KL300-B Bayou (CN)	'92-'99	CTX20HL-BS-PW*	-	CB16CL-B	-
400	FL400R Pilot	'89-'90	CTX14H-BS*	CTX14-BS	-	-		KL300-C Bayou 300 4x4	'89-'04	CTX14AH-BS*	-	CB14A-A2	-
	TRX400 Rancher AT	'04-'06	CTX14H-BS*	CTX14-BS	-	-		KL300-C Bayou 300 4x4 (CN)	'92-'05	CTX20HL-BS-PW*	-	CB16CL-B	-
	TRX400EX, FourTrax, Sportrax	'99-'10	-	CTX9-BS	-	-		KVF300-A Prairie 300, 4x4	'99-'02	CTX14AH-BS*	-	CB14A-A2	-
	TRX400FW Foreman	'95-'03	CTX14H-BS*	CTX14-BS	-	-		KVF300-A Prairie 300, 4x4 (CN)	'99-'01	CTX20HL-BS-PW*	-	CB16CL-B	-
350	FL350R Odyssey	'85	-	CTX12-BS	-	-		KVF300-B Prairie 300, 4x4	'99-'02	CTX14AH-BS*	-	CB14A-A2	-
	TRX350 Rancher	'00-'06	CTX14H-BS*	CTX14-BS	-	-		KVF300-B Prairie 300, 4x4 (CN)	'99-'02	CTX20HL-BS-PW*	-	CB16CL-B	-
	TRX350, D FourTrax 4x4	'86-'89	CTX14H-BS*	CTX14-BS	-	-		250 KLF250-A Bayou	'03-'10	-	-	CB10A-A2	-
300	TRX300 FourTrax 300	'88-'00	CTX14H-BS*	CTX14-BS	-	-		KLF250-A Bayou (CN)	'03-'05	CTX14AH-BS*	-	CB14A-A2	-
	TRX300EX	'93-'09	-	CTX9-BS	-	-		KLT250-A	'82-'83	-	-	CB12A-A	-
	TRX300FW FourTrax 300 4x4	'88-'00	CTX14H-BS*	CTX14-BS	-	-		KLT250-C Prairie	'83	-	-	CB12A-A	-
250	ATC250ES Big Red	'85-'87	-	CTX12-BS	-	-		KLT250-C Prairie	'84-'85	-	-	CB10L-B	-
	ATC250SX	'85-'87	-	CTX12-BS	-	-		220 KLF220-A Bayou	'88-'02	-	-	CB10A-A2	-
	TRX250X, EX	'01-'10	-	CTX9-BS	-	-		KLF220-A Bayou (CN)	'92-'02	CTX14AH-BS*	-	CB14A-A2	-
	TRX250 FourTrax	'85-'87	-	CTX12-BS	-	-		200 KLT200-A,C	'81-'84	-	-	CB10L-B	-
	TRX250 TE, TM, FourTrax Recon	'97-'10	-	CTX12-BS	-	-		KLT200-B,C	'83	-	-	CB12A-A	-
	TRX250 Recon, ES	'97-'03	-	CTX12-BS	-	-		185 KLF185-A Bayou	'85-'88	-	-	CB10L-B	-
200	ATC200 Big Red	'82-'84	CTX14AH-BS*	-	CB14A-A2	-		110 KLF110-B Mojave	'87-'88	-	-	CB9L-A2	-
	ATC200M	'84-'85	CTX14AH-BS*	-	CB14A-A2	-		90 KFX90	'07-'10	CTZ7S*	CTX5L-BS	-	-
	TRX200 FourTrax	'90-'96	-	CTX12-BS	-	-		80 KSF80-A (KFX80)	'03-'05	CTZ7S*	CTX5L-BS	-	-
	TRX200 FourTrax	'84	CTX14AH-BS*	-	CB14A-A2	-		50 KFX50	'07-'10	CTZ7S*	CTX5L-BS	-	-
	TRX200SX FourTrax	'86-'88	-	CTX12-BS	-	-	KTM						
125	ATC125M	'86-'87	-	CTX12-BS	-	-	525	SC ATV	'10	CTZ7S*	CTX5L-BS	-	-
	ATC125M	'84-'85	-	-	CB9A-A	-	505	SX ATV	'08-'10	CTZ7S*	CTX5L-BS	-	-
	TRX125 FourTrax	'87-'88	-	CTX9-BS	-	-		XC ATV	'08-'09	CTZ7S*	CTX5L-BS	-	-
	TRX125 FourTrax	'85-'86	-	-	CB9A-A	-	450	SX ATV	'08-'10	CTZ7S*	CTX5L-BS	-	-
90	TRX90X, EX	'06-'10	CTZ7S*	CTX5L-BS	-	-		XC ATV	'08-'09	CTZ7S*	CTX5L-BS	-	-
HYOSUNG							KYMCO						
450	TE450S	'10	-	CTX9-BS	-	-	500	MXU500	'10	CTX20HL-BS*	CTX20L-BS	-	-
JOHN DEERE							300	MXU300SD	All	-	CTX12-BS	-	-
	All Models	All	CTX20HL-BS-PW*	-	CB16CL-B	-		Mongoose300	'10	-	CTX12-BS	-	-
KASEA							250	Mongoose, MXU	All	-	CTX12-BS	-	-
250	Skyhawk 250	All	-	CTX7A-BS	-	-	150	MXU150	All	-	CTX9-BS	-	-
170	Skyhawk 170	All	-	CTX7A-BS	-	-	90	Mongoose 90	All	CTZ7S*	CTX5L-BS	-	-
150	Skyhawk 150, Adventure Buggy	All	-	CTX7A-BS	-	-	50	Mongoose 50	All	CTZ7S*	CTX5L-BS	-	-
125	KS, KU Models, Adventure Buggy	All	-	CTX7A-BS	-	-	POLARIS						
90	KS, KU Models	All	-	CTX7A-BS	-	-	850	Sportsman	'10	-	Not Available	-	-
	Skyhawk 90	All	CTZ7S*	CTX5L-BS	-	-	800	Sportsman	'05-'10	CTX30L	-	-	-
65	KS, KU Models	All	-	CTX7A-BS	-	-	700	Sportsman, Military	'02-'08	CTX30L*	-	CB30L-B	-
50	Mini Skyhawk	All	-	CTX4L-BS	-	-		Sportsman	'10	CTX30L	-	-	-
	Skyhawk 50	All	CTZ7S*	CTX5L-BS	-	-	600	Sportsman	'04-'05	CTX30L*	-	CB30L-B	-
KAWASAKI							525	Outlaw 525	'08-'10	-	CTX9-BS	-	-
750	KVF750 Brute Force	'05-'10	-	CTX14-BS	-	-	500	All Models (Excl. Predator, Sportsman)	'99-'10	CTX14AH-BS	-	CB14A-A2	-
700	KFX700	'03-'10	-	CTX14-BS	-	-		Sportsman	'96-'10	CTX14AH-BS	-	CB14A-A2	-
	KVF700-A, B, D Prairie 700 4x4	'04-'06	-	CTX14-BS	-	-		Sportsman EFI	'07-'10	CTX20HL-BS	-	-	-
650	4x4 Advantage Classic	'02-'03	-	CTX14-BS	-	-		Sportsman EFI	'06	-	CTX30L	-	-
	KVF650 Brute Force	'02-'10	-	CTX14-BS	-	-		Predator, Outlaw	'03-'06	-	CTX9-BS	-	-
	KVF650 -A, B, D Prairie 700, 4x4	'04-'06	-	CTX14-BS	-	-	450	Diesel .445 Liter (primary)	'99-'03	CTX30L	-	CB30L-B	-
450	KFX450R	'08-'10	-	CTX7L-BS	-	-		Diesel .445 Liter (secondary)	'99-'03	CTX14AH-BS	-	CB14A-A2	-
400	KLF400-B Bayou 400 4x4	'93-'00	CTX20HL-BS-PW*	-	CB16CL-B	-		Outlaw 450	'07-'10	-	CTX9-BS	-	-
							425	All Models	'95-'02	CTX14AH-BS	-	CB14A-A2	-

* See Battery Upgrade Cross Reference on page 2.

FA Must use Factory Activated Battery.

ATV

cc	Model	Year	High Performance Maintenance Free	Maintenance Free VRLA	Heavy Duty	Conventional	cc	Model	Year	High Performance Maintenance Free	Maintenance Free VRLA	Heavy Duty	Conventional
400	All Models Sportsman	'94-'08 '10	CTX14AH-BS CTX14AH-BS	- -	CB14A-A2 -	- -		LT160, E QuadRunner LT-F160 QuadRunner	'03-'04 '91-'01	- -	- -	CB9A-A CB9A-A	- -
335	Sportsman	'98-'01	CTX14AH-BS	-	CB14A-A2	-	90	LTZ-90 QuadSport	'07-'10	-	CTX7A-BS	-	-
330	Magnum, Trail	'03-'09	CTX14AH-BS	-	-	-	80	LT80 QuadSport 80	'87-'06	CTZ7S	CTX5L-BS	-	-
325	All Models	'87-'02	CTX14AH-BS	-	CB14A-A2	-	50	LT-Z50 QuadSport Z50	'06-'10	CTZ7S	CTX5L-BS	-	-
300	Hawkeye, Sportsman 300	'06-'10	-	-	CB14-B2	-	YAMAHA						
250	All Models	'85-'05	CTX14AH-BS	-	CB14A-A2	-	700	YFM700FG Grizzly	'07-'10	CTX20HL-BS	CTX20L-BS	-	-
200	Phoenix, Sawtooth	'05-'10	-	CTX12-BS	-	-		YFM700R Raptor	'06-'10	-	CT9B-BS	-	-
90	Predator, Sportsman, Outlaw	'03-'10	-	CTX5L-BS	-	-	660	YFM660FA Grizzly	'02-'08	CTX20HL-BS	CTX20L-BS	-	-
	Scrambler, Sportsman	'01-'02	-	CTX4L-BS	-	-		YFM660R Raptor	'01-'05	CTX14H-BS*	CTX14-BS	-	-
50	Predator, Outlaw	'04-'10	CTZ7S	CTX5L-BS	-	-	600	YFM600FW Grizzly	'98-'01	CTX20HL-BS	CTX20L-BS	-	-
	Scrambler	'01-'02	-	CTX4L-BS	-	-		YFV600FW Grizzly	'98-'01	CTX20HL-BS	CTX20L-BS	-	-
	Scrambler	'03	CTZ7S	CTX5L-BS	-	-	550	YFM550 Grizzly	'10	CTX20HL-BS	CTX20L-BS	-	-
QIANJIANG							450	YFM450FG Grizzly	'07-'10	CTX20HL-BS	CTX20L-BS	-	-
100	ATV100	-	-	CTX4L-BS	-	-		YFM450FX Wolverine	'03-'10	CTX20HL-BS	CTX20L-BS	-	-
50	ATV50	-	-	CTX4L-BS	-	-		YFZ450	'04-'09	-	CT7B-BS	-	-
SUZUKI								YFZ450X	'08	-	CT7B-BS	-	-
750	LT-A750X King Quad	'07-'10	CTX20CH-BS	-	-	-		YFZ450R	'09-'10	CTZ7S	-	-	
700	LT-A700X King Quad	'05-'07	CTX20CH-BS	-	-	-	400	YFM400FB Big Bear	'00-'10	CTX20HL-BS	CTX20L-BS	-	-
	LT-V700F Twin Peaks	'04-'05	CTX14H ^{FA}	CTX14 ^{FA}	-	-		YFM400FG Grizzly	'07-'08	CTX14AH-BS	-	-	
500	LT-A500F QuadMaster	'00-'01	-	CTX16-BS-1	-	-		YFM400FW Kodiak	'93-'95	CTX14AH-BS	-	CB14A-A1	
	LT-A500F Vinson 4WD	'04-'07	CTX20CH-BS	-	-	-		YFM400FW Kodiak/Automatic	'03-'06	CTX14AH-BS	-	-	
	LT-A500F Vinson 4WD	'02-'03	CTX20CH-BS	CTX16-BS	-	-		YFM400FW Kodiak/Automatic	'96-'02	CTX20HL-BS	CTX20L-BS	-	-
	LT-F500F Vinson Manual 4WD	'04-'07	CTX20CH-BS	-	-	-		YFM400FWN Big Bear	'00-'03	CTX20HL-BS	CTX20L-BS	-	-
	LT-F500F Vinson Manual 4WD	'03	CTX20CH-BS	CTX16-BS	-	-	350	YFM350B Bruin	'04-'06	CTX14AH-BS	-	-	
	LT-A500 King Quad	'10	CTX20CH-BS	-	-	-		YFM350ER Moto 4	'87-'95	CTX14AH-BS	-	CB14A-A1	
450	LT-A450X King Quad	'07-'10	CTX14H-BS*	CTX14-BS	-	-		YFM350F, U Big Bear	'87-'99	CTX14AH-BS	-	CB14A-A1	
	LT-R450 QuadRacer	'06-'10	CTZ10S	CTX7A-BS	-	-		YFM350FX Wolverine	'95-'05	-	-	CB12C-A	
400	LT-A400 Eiger 2WD, F Eiger 4WD	'02-'07	CTX14H-BS*	CTX14-BS	-	-		YFM350FX Wolverine	'06-'10	CTX14AH-BS	-	-	
	LT-F400 Eiger 2WD, F Eiger 4WD	'02-'07	CTX14H-BS*	CTX14-BS	-	-		YFM350G FG Grizzly	'07-'10	CTX14AH-BS	-	-	
	LT-Z400 QuadSport	'03-'10	-	CTX9-BS	-	-		YFM350R Raptor	'04-'10	CTZ10S	-	-	
	LT-A400F King Quad	'10	CTX14H-BS*	CTX14-BS	-	-		YFM350U Big Bear	'87-'99	CTX14AH-BS	-	CB14A-A1	
300	LT-F4WDX KingQuad	'99-'02	CTX14AH-BS	-	CB14A-A2	-		YFM350X Warrior	'87-'03	-	-	CB12C-A	
	LT-F4WDX KingQuad (Opt)	'99-'02	-	-	C50-N18A-A	-		YFP350 TerraPro	'88	CTX14AH-BS	-	CB14A-A1	
	LT300E QuadRunner 300E	'87-'89	CTX14AH-BS	-	CB14A-A2	-	250	YFB250, F Timber Wolf	'92-'00	-	-	CB12C-A	
	LT-F300F KingQuad	'99-'02	CTX14AH-BS	-	CB14A-A2	-		YFM250 Bear Tracker	'99-'04	CTX14AH-BS	-	CB14A-A2	
	LT-F300F KingQuad (CN, Opt)	'99-'02	-	-	C50-N18A-A	-		YFM250 Moto 4	'89-'91	CTX14AH-BS	-	CB14A-A1	
280	LT-F4WDX KingQuad	'91-'99	CTX14AH-BS	-	CB14A-A2	-		YFM250B Big Bear	'07-'10	CTX14AH-BS	-	CB14A-A2	
	LT-F4WDX KingQuad (CN, Opt)	'91-'99	-	-	C50-N18A-A	-		YFM250B Bruin	'05-'06	CTX14AH-BS	-	CB14A-A2	
250	LT250EF QuadRunner	'85-'86	-	-	C50-N18A-A	-		YFM250R Raptor	'08-'10	CTZ7S	-	-	
	LT-4WD QuadRunner	'87-'99	CTX14AH-BS	-	CB14A-A2	-	230	YFU-1/T Pro-Hauler	'89	CTX14AH-BS	-	CB14A-A1	
	LT-4WD QuadRunner (Opt)	'87-'99	-	-	C50-N18A-A	-	225	YFM225 Moto 4	'86-'88	CTX14AH-BS	-	CB14A-A1	
	LT-F250 QuadRunner	'88-'01	CTX14AH-BS	-	CB14A-A2	-		YTM225DR, DX Tri-Moto	'83-'86	CTX14AH-BS	-	CB14A-A1	
	LT-F250 QuadRunner (Opt)	'88-'01	-	-	C50-N18A-A	-	200	YFM200, DX Moto 4	'85-'89	CTX14AH-BS	-	CB14A-A1	
	LT-F250, F Ozark	'02-'10	-	CTX12-BS	-	-		YTM200, E, ER Tri Moto	'83-'85	CTX14AH-BS	-	CB14A-A1	
	LT-F250F QuadRunner	'99-'02	CTX14AH-BS	-	CB14A-A2	-	125	YFA-1 Breeze	'89-'04	-	-	CB12C-A	
	LT-F250F QuadRunner (CN, Opt)	'99-'02	-	-	C50-N18A-A	-		YFM125S, G	'04-'10	-	-	CB12C-A	
	LT-Z250 QuadSport	'04-'10	-	CTX9-BS	-	-	100	YFM100 Champ	'87-'91	-	-	-	
230	LT230E QuadRunner	'87	Not available	-	-	-	90	YFM90R	'09-'10	CTZ7S	CTX5L-BS	-	-
	LT230E QuadRunner	'88-'93	-	CTX12-BS	-	-	80	YFM80 Badger	'85-'01	-	-	-	12N7D-3B
	LT230GE QuadRunner	'85-'86	-	-	CB10A-A2	-		YFM80 Grizzly	'05-'08	-	-	-	12N7D-3B
	LT-F230 QuadRunner	'86-'87	-	-	CB10A-A2	-		YFM80R Raptor	'02-'08	-	-	-	12N7D-3B
160	LT160E QuadRunner	'89-'94	-	-	CB9A-A	-	50	YFM50 Raptor	'04-'09	-	-	-	12N7D-3B

* See Battery Upgrade Cross Reference on page 2.

^{FA} Must use Factory Activated Battery.



Powersports Batteries • Motorcycle Batteries

INGA Battery Products by

NEPO INC.
Santa Fe Springs
CA90670
U.S.A.
Tel: (562) 941-3500
Fax: (562) 941-3553

Authorized Distributor



Infinitier Company Ltd.

Room 601 Bupa Centre, 141 Connaught Road West, Hong Kong
Tel: +852 2857 1793 Fax: +852 2857 1079
<http://www.infinitier.com.hk>